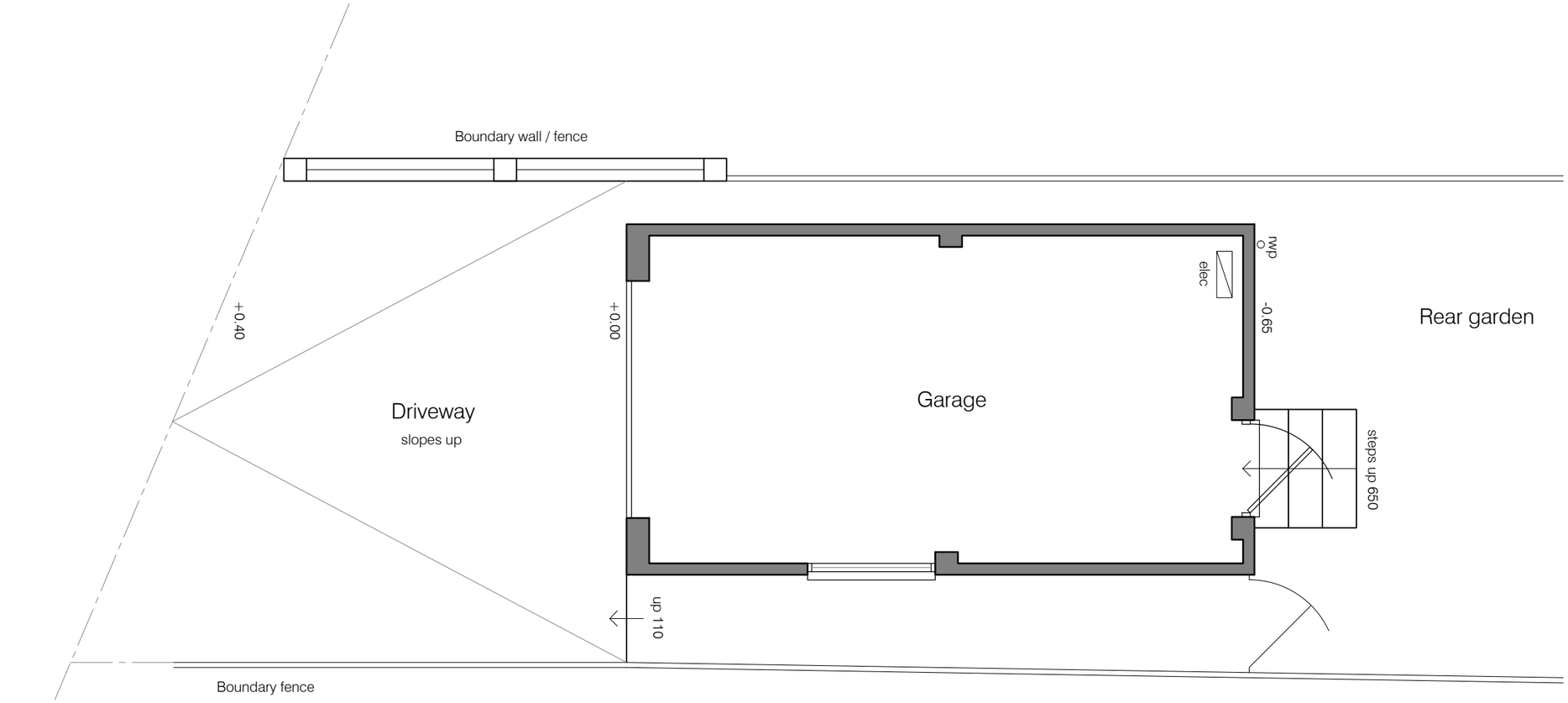

Ground Floor Plan

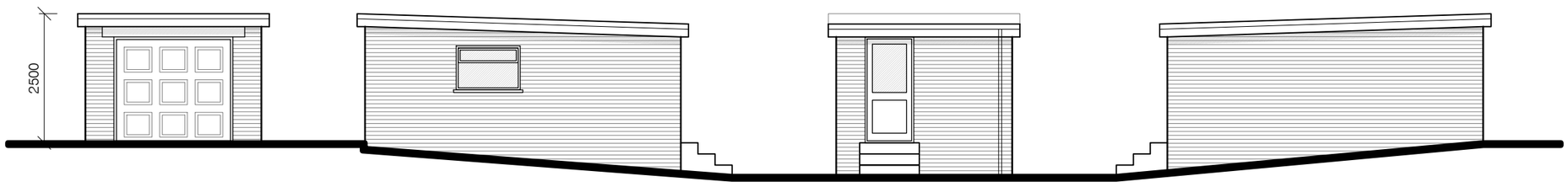

S. Elevation E. Elevation N. Elevation W. Elevation

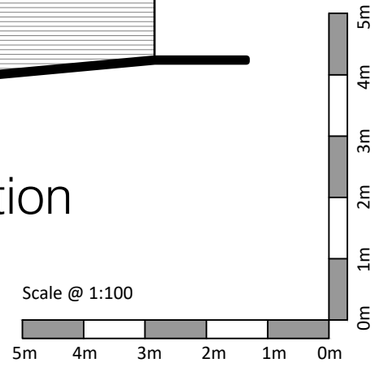

Notes:

This drawing is a print and must not be scaled from without reference being made to the accompanying scale bar. All dimensions of existing buildings to be verified on site.

This drawing is to be read in conjunction with all other drawings, relevant specifications and preliminary / general conditions associated with the project.

All materials and workmanship to comply with 'Approved Document 7' to support Regulation 7 2013 edition of the Building Regulations 2010.

The Contractor is to check all drawings for dimensional and co-ordination accuracy. Any discrepency between the details shown and those by others are to be reported to the Client / Contract Administrator.

This drawing remains the copyright of ajf project design.

Chartered Institute of Architectural Technologists
Registered Practice

REV	DATE	NOTE	BY

PRELIMINARY

ajf | project design
chartered architectural technologists - building surveyors

22 Ashtons Lane
Baldock
Hertfordshire
SG7 6JJ

tel: 07970 273238
email: info@ajfprojectdesign.co.uk
web: www.ajfprojectdesign.co.uk

CLIENT
Mr S White

PROJECT
Detached garage alterations
14 Benslow Lane
Hitchin
Herts SG4 9RE

DRAWING TITLE
Plan and elevations
as existing

SCALE	DRAWING NUMBER	REVISION
1:50/100 @ A3	201	-
DATE: Mar 2018		
DRAWN: AJF		
JOB NUMBER: 0199		CHECKED BY