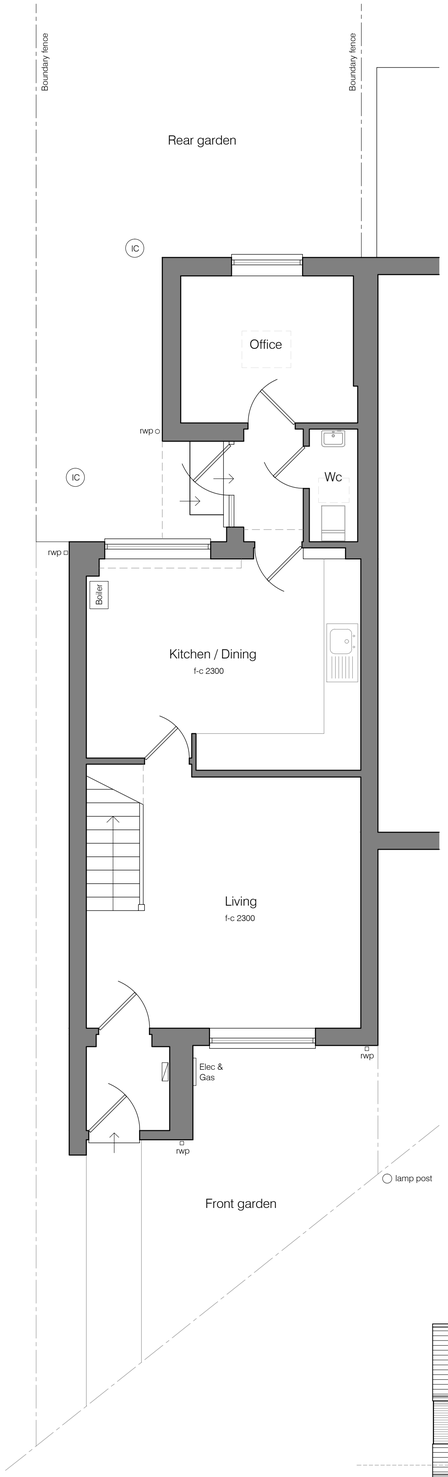

Ground Floor Plan

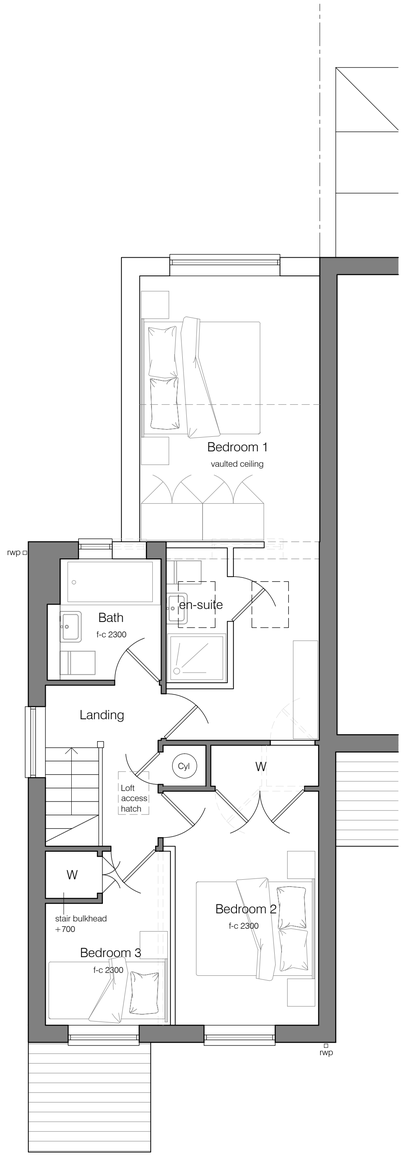

First Floor Plan

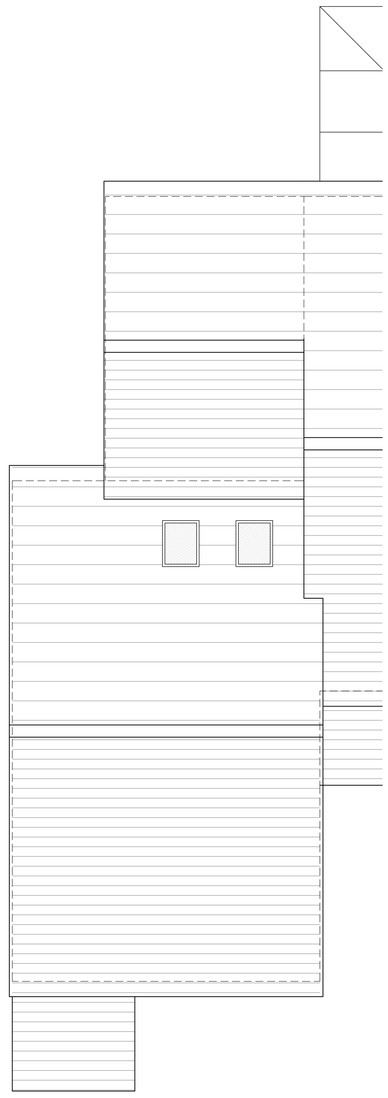

Roof Plan

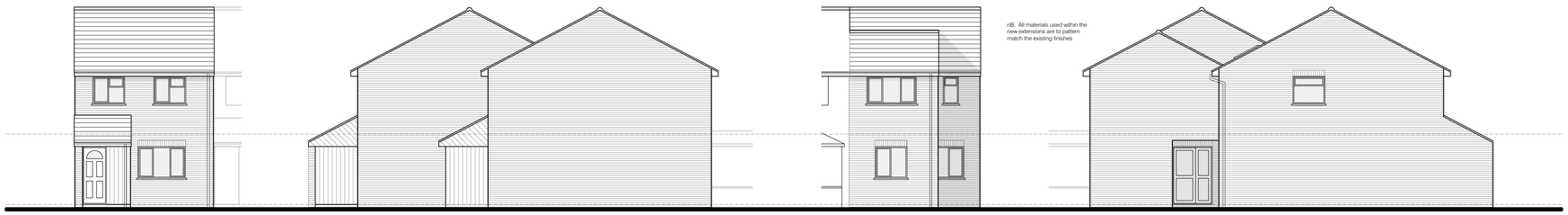

West Elevation

South Elevation

East Elevation

nB. All materials used within the new extensions are to pattern match the existing finishes

North Elevation

Scale @ 1:50

2.5m 2m 1.5m 1m 0.5m 0m

Notes:

This drawing is a print and must not be scaled from without reference being made to the accompanying scale bar. All dimensions of existing buildings to be verified on site.

This drawing is to be read in conjunction with all other drawings, relevant specifications and preliminary / general conditions associated with the project.

All materials and workmanship to comply with 'Approved Document 7' to support Regulation 7 2013 edition of the Building Regulations 2010.

The Contractor is to check all drawings for dimensional and co-ordination accuracy. Any discrepency between the details shown and those by others are to be reported to the Client / Contract Administrator.

This drawing remains the copyright of ajf project design.

Chartered Institute of Architectural Technologists
Registered Practice

REV	DATE	NOTE
-	-	-

PRELIMINARY

ajf | project design
chartered architectural technologists - building surveyors

22 Ashtons Lane
Baldock
Hertfordshire
SG7 6JJ

tel: 07970 273238
email: info@ajfprojectdesign.co.uk
web: www.ajfprojectdesign.co.uk

CLIENT
Mr & Mrs K Gates

PROJECT
Extension & alterations
79 Millstream Close
Hitchin
Herts SG4 0DB

DRAWING TITLE
Plans and elevations
as proposed

SCALE	1:50/100 @ A1	DRAWING NUMBER	REVISION
DATE	Feb 2018	301	
DRAWN	AJF		
JOB NUMBER	0194	CHECKED BY	