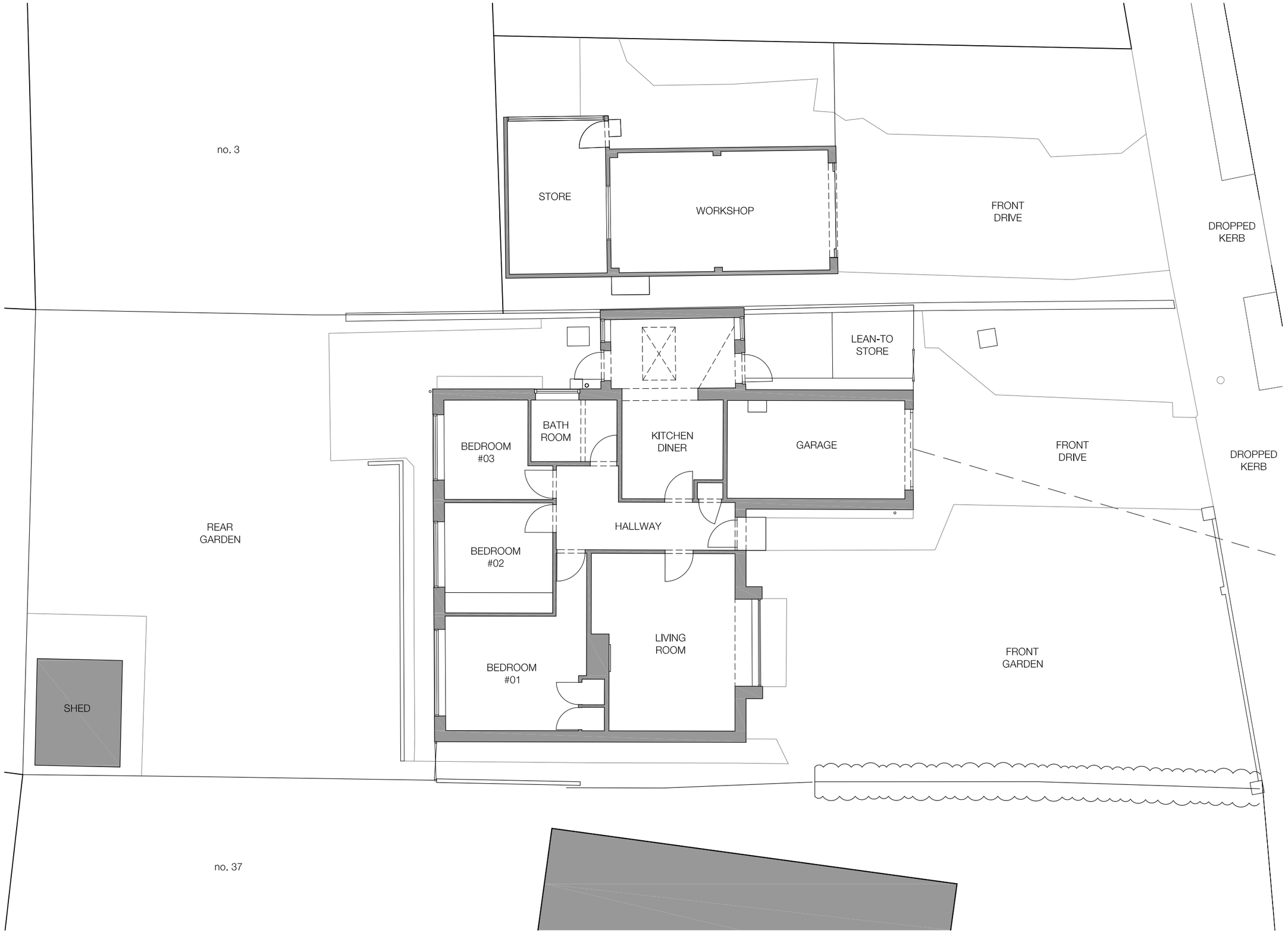

E010.01 - Existing Ground Floor Plan - 1:100@A3

0 1 2.5 5 10m

GENERAL NOTES

THE LEVEL OF INFORMATION IN THIS DRAWING IS IN THE RELATION TO MAKING THE PLANNING APPLICATION. THE INFORMATION SHOWN SHOULD NOT BE USED FOR ANY OTHER PURPOSE (SUCH AS COSTING OR CONSTRUCTION) UNLESS PERMISSION IS EXPRESSLY GIVEN BY CLIENT/ARCHITECT. RIGHTS FOR PARTY WALL AND RIGHTS OF LIGHT LIES WITH THE CLIENT. A SPECIALIST MEASURED SURVEY HAS NOT BEEN CARRIED OUT ON THE SITE. ALL DIMENSIONS SHOULD BE CHECKED ON SITE.

PLANNING

Revisions:-

Note.
Do not scale from this drawing. All dimensions to be checked on site by the contractor and to be his responsibility.

Job: 39 Broadmead
Job No: 372
Drawing: Existing Plan
Level: Ground Floor
Scale: 1:100@A3
Drawing No: E010
Revision: -

tom gristwood architects
w: tomgristwoodarchitects.com t: 01367 243000

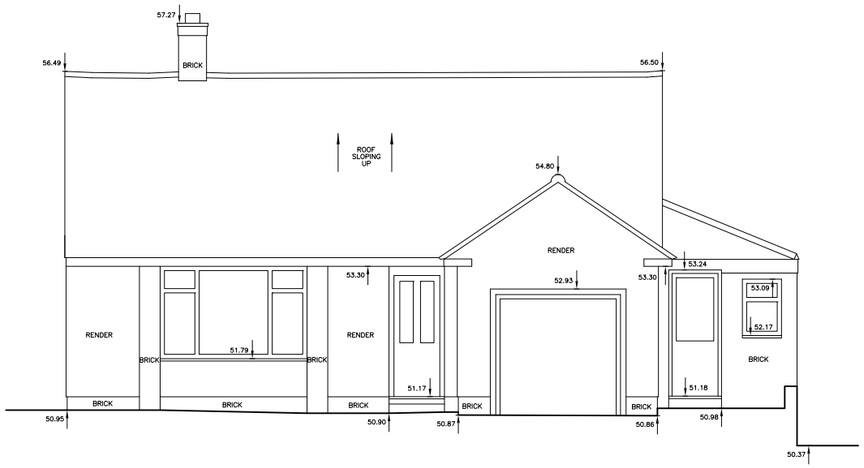

01. EXISTING FRONT ELEVATION

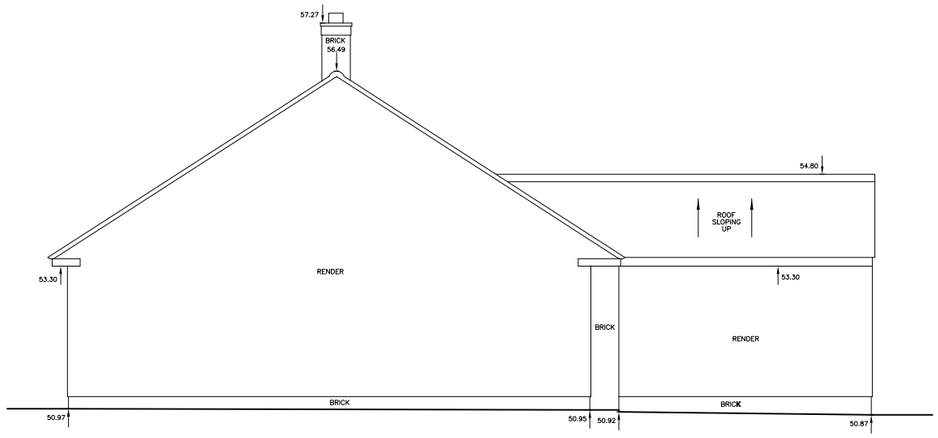

02. EXISTING SIDE ELEVATION

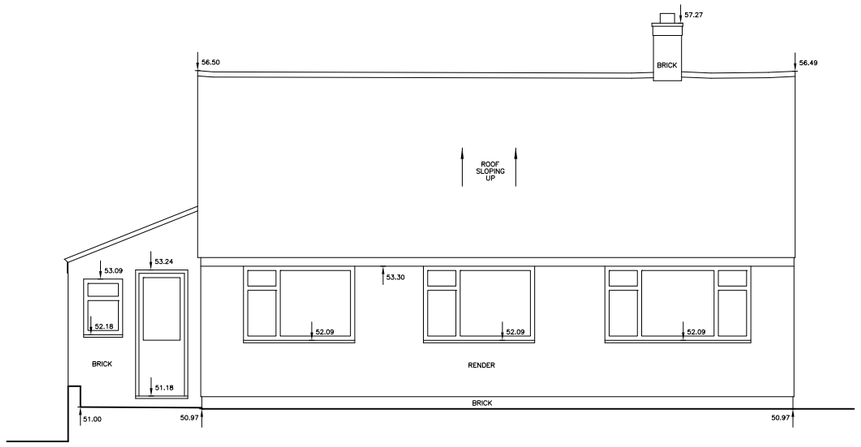

03. EXISTING REAR ELEVATION

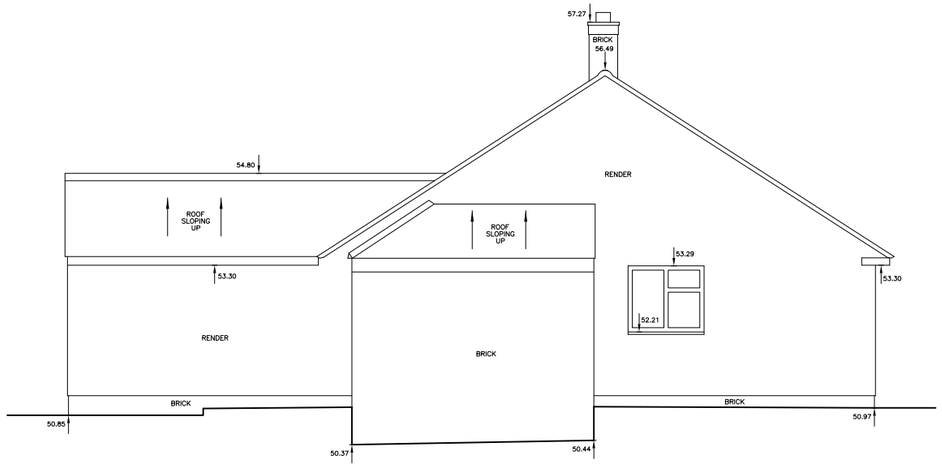

04. EXISTING SIDE ELEVATION

E030.00 - Existing Dwelling Elevations - 1:100@A3

PLANNING

Revisions:-

Note,
Do not scale from this drawing. All dimensions to be checked on site by the contractor and to be his responsibility.

0 | 1 | 2.5 | 5 | 10m

Job: 39 Broadmead
Job No: 372
Drawing: Existing Dwelling Elevations
Scale: 1:100@A3
Drawing No: E030
Revision: -

tom gristwood architects
w: tomgristwoodarchitects.com t: 01367 243000



E035.01 - Existing Street Scene Elevation - 1:100@A3

PLANNING

Revisions:-

Note.
Do not scale from this drawing. All dimensions to be checked on site by the contractor and to be his responsibility.

0 | 1 | 2.5 | 5 | 10m

Job: 39 Broadmead
Job No: 372
Drawing: Existing Street Scene Elevation
Scale: 1:100@A3
Drawing No: E035
Revision: -

tom gristwood architects
w: tomgristwoodarchitects.com t: 01367 243000

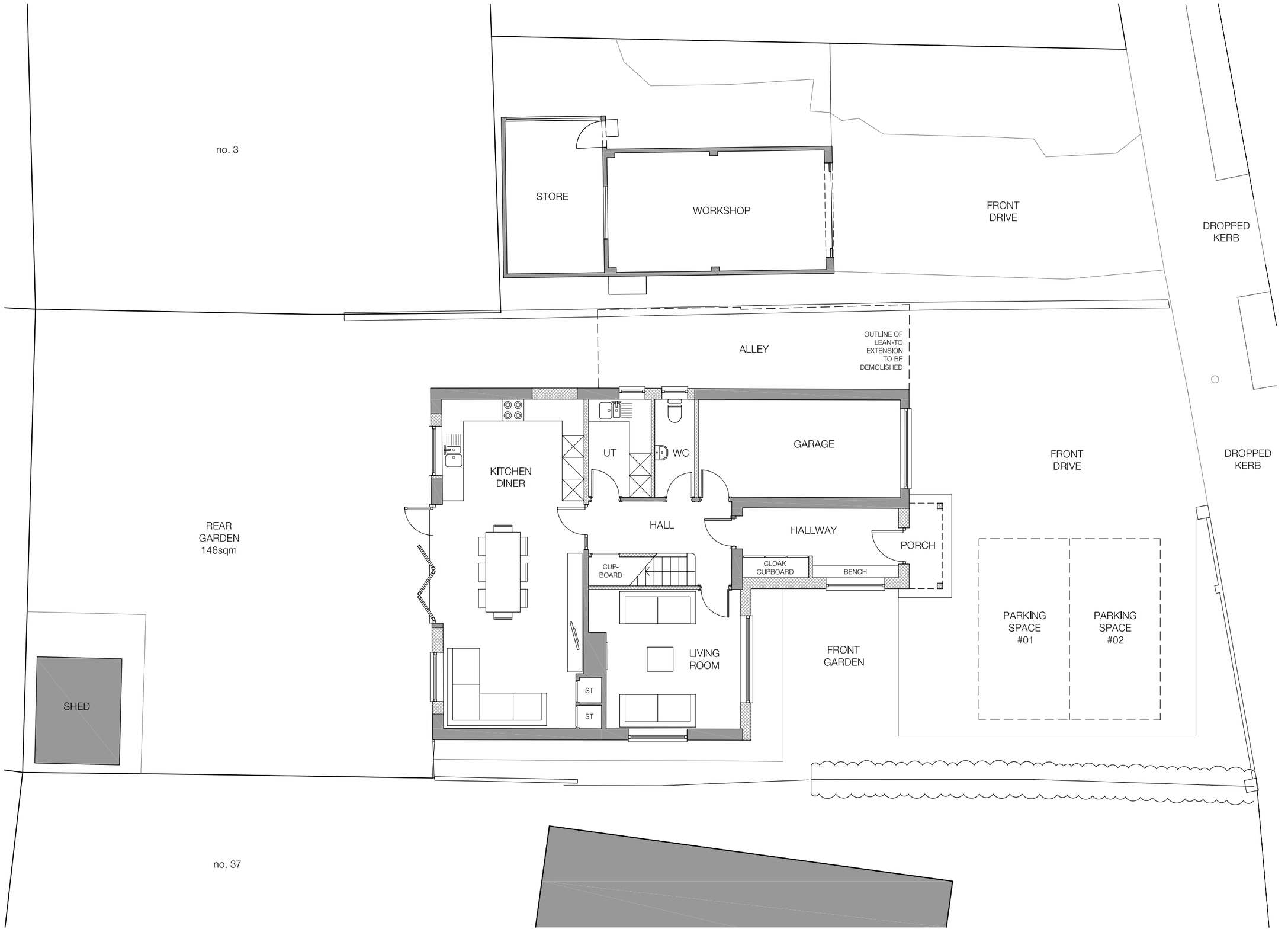

GENERAL NOTES

THE LEVEL OF INFORMATION IN THIS DRAWING IS IN THE RELATION TO MAKING THE PLANNING APPLICATION. THE INFORMATION SHOWN SHOULD NOT BE USED FOR ANY OTHER PURPOSE (SUCH AS COSTING OR CONSTRUCTION) UNLESS PERMISSION IS EXPRESSLY GIVEN BY CLIENT/ARCHITECT. RIGHTS FOR PARTY WALL AND RIGHTS OF LIGHT LIES WITH THE CLIENT. A SPECIALIST MEASURED SURVEY HAS NOT BEEN CARRIED OUT ON THE SITE. ALL DIMENSIONS SHOULD BE CHECKED ON SITE.

WALL KEY

- Solid hatch denotes existing building fabric to be retained
- Cross hatch denotes new building fabric

010.01 - Revision B - Proposed Ground Floor Plan - 1:100@A3

0 1 2.5 5 10m

PLANNING

Revisions:-

Note.
Do not scale from this drawing. All dimensions to be checked on site by the contractor and to be his responsibility.

Job: 39 Broadmead
Job No: 372
Drawing: Proposed Plan
Level: Ground Floor
Scale: 1:100@A3
Drawing No: 010
Revision: B

tom gristwood architects
w: tomgristwoodarchitects.com t: 01367 243000

OUT
BUILDING

OUTLINE OF LEAN-TO EXTENSION TO BE DEMOLISHED

Perimeter eaves walls proposed at approx. height of 0.9m

Dashed orange line denotes approx. headroom at 1.74m

BED ROOM #02

EN SUITE

BED ROOM #01

BATH ROOM

BED ROOM #02

BED ROOM #03

011.01 - Revision B - Proposed First Floor Plan - 1:100@A3

0 1 2.5 5 10m

GENERAL NOTES

THE LEVEL OF INFORMATION IN THIS DRAWING IS IN THE RELATION TO MAKING THE PLANNING APPLICATION. THE INFORMATION SHOWN SHOULD NOT BE USED FOR ANY OTHER PURPOSE (SUCH AS COSTING OR CONSTRUCTION) UNLESS PERMISSION IS EXPRESSLY GIVEN BY CLIENT/ARCHITECT. RIGHTS FOR PARTY WALL AND RIGHTS OF LIGHT LIES WITH THE CLIENT. A SPECIALIST MEASURED SURVEY HAS NOT BEEN CARRIED OUT ON THE SITE. ALL DIMENSIONS SHOULD BE CHECKED ON SITE.

N

PLANNING

Revisions:-

Note.
Do not scale from this drawing. All dimensions to be checked on site by the contractor and to be his responsibility.

Job: 39 Broadmead
Job No: 372
Drawing: Proposed Plan
Level: First Floor
Scale: 1:100@A3
Drawing No: 011
Revision: B

tom gristwood architects
w: tomgristwoodarchitects.com t: 01367 243000



01. PROPOSED FRONT ELEVATION

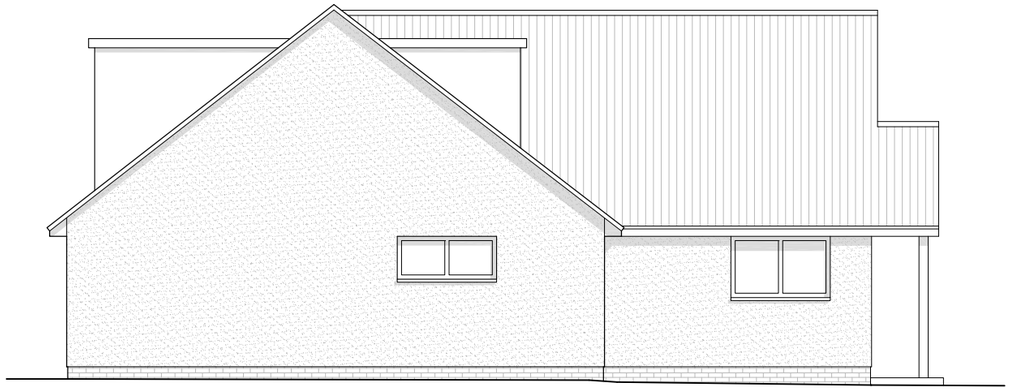

02. PROPOSED SIDE ELEVATION

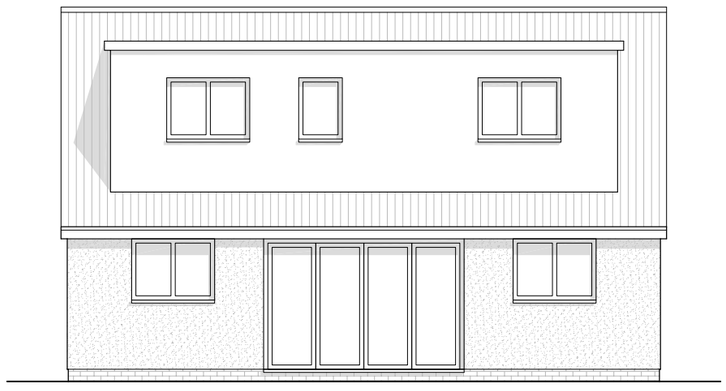

03. PROPOSED REAR ELEVATION

Side elevation window to be obscured & non-opening below 1.7m



04. PROPOSED SIDE ELEVATION

MATERIALS KEY:

WALLS:	EXISTING PEBBLE DASHED TO BE REPLACED WITH OFF-WHITE THROUGH COLOURED RENDER
WINDOW & DOORS:	ALL NEW & EXISTING TO BE FITTED AS GREY ALUMINIUM FIXTURES
ROOF:	EXISTING CONCRETE TILES TO BE REPLACED AS ARTIFICIAL GREY SLATE TILE
DORMER:	LEAD CLADDING
RAINWATER GOODS:	GREY UPVC

030.00 - Revision A - Existing Dwelling Proposed Elevations - 1:100@A3

PLANNING

Revisions:-

Note.
Do not scale from this drawing. All dimensions to be checked on site by the contractor and to be his responsibility.

0 | 1 | 2.5 | 5 | 10m

Job: 39 Broadmead
Job No: 372
Drawing: Existing Dwelling
Proposed Elevations
Scale: 1:100@A3
Drawing No: 030
Revision: A

tom gristwood architects
w: tomgristwoodarchitects.com t: 01367 243000



035.01 - Revision B - Proposed Street Scene Elevation - 1:100@A3

PLANNING

Revisions:-

Note.
Do not scale from this drawing. All dimensions to be checked on site by the contractor and to be his responsibility.

0 | 1 | 2.5 | 5 | 10m

Job: 39 Broadmead
Job No: 372
Drawing: Proposed Street Scene Elevation
Scale: 1:100@A3
Drawing No: 035
Revision: B

tom gristwood architects
w: tomgristwoodarchitects.com t: 01367 243000