A1 PAPER SIZE 609 X 914

0 0.1 1:10 1 | 0 1 1:50 5 | 0 1 1:100 10 | 0 1 1:200 20 | 0 10 1:500 50 | 0 50 1:1250 50



EXISTING LEFT ELEVATION | EXISTING FRONT ELEVATION | EXISTING RIGHT ELEVATION

ELEVATIONS SCALE 1:100



PROPOSED LEFT ELEVATION | PROPOSED FRONT ELEVATION | PROPOSED RIGHT ELEVATION

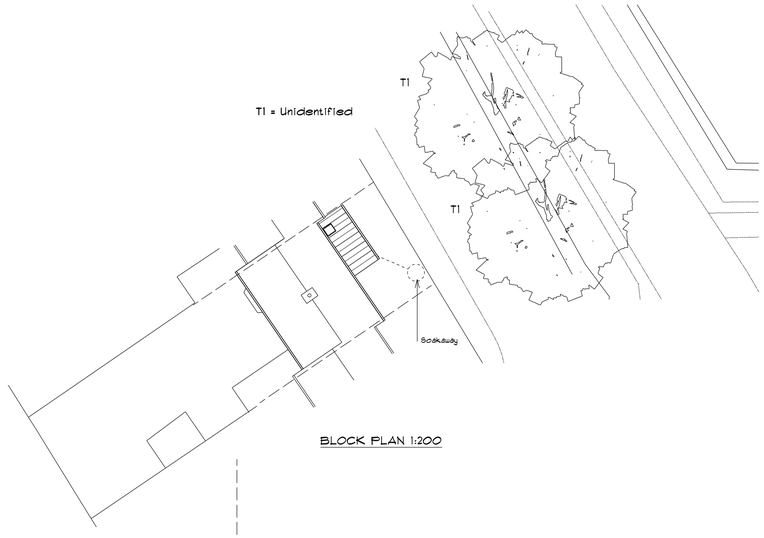

BLOCK PLAN 1:200

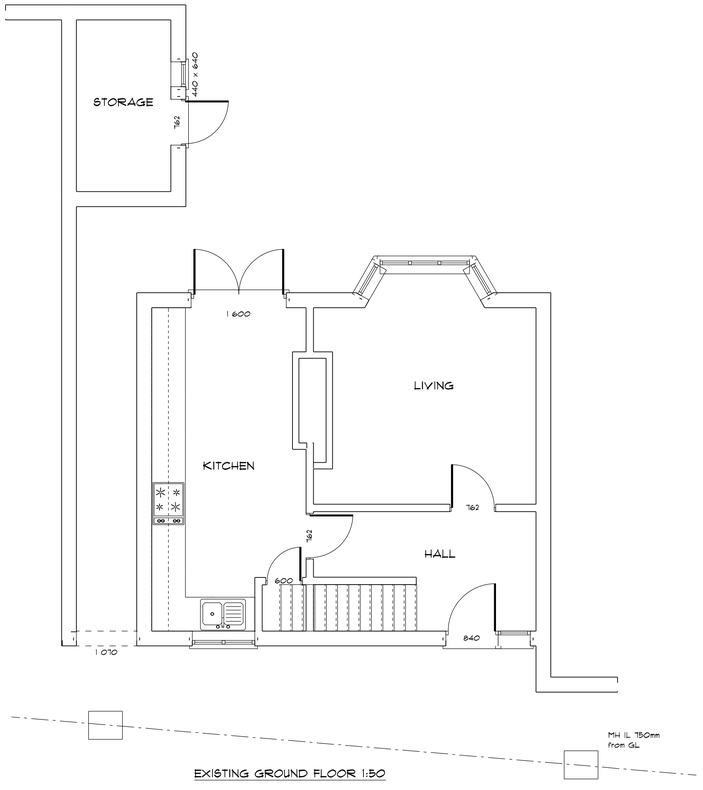

EXISTING GROUND FLOOR 1:50



LOCATION PLAN 1:1250

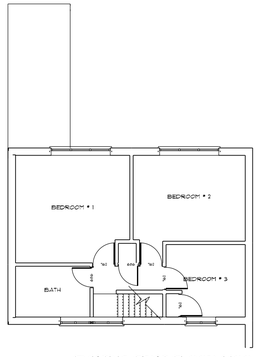

EXISTING FIRST FLOOR 1:100
(UNCHANGED)

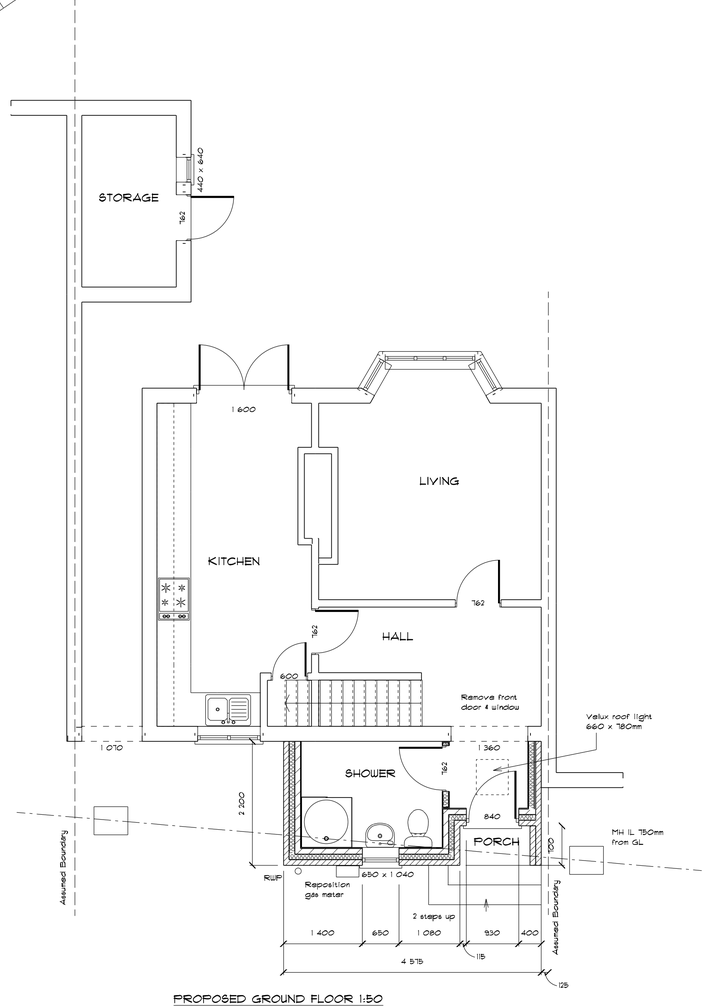

PROPOSED GROUND FLOOR 1:50

FOR PLANNING PURPOSES ONLY

IF IN DOUBT ASK

All dimensions/design & materials to be checked by contractor prior to building quotations and setting out. Client to check boundaries and advise if incorrect. Drawings remain the property of Norman Mole Associates until paid for.

Exterior finishes to be similar in appearance to existing dwelling.

For Structrual information refer to attached Structural Engineers sheets

Locate all services and make safe and/or protect before commencement of work on site.

This drawing should be read in conjunction with all plan drawings and documents relating to the works.

Norman Mole Associates
Architectural Design & Building Consultants

9 Westfield Road
Henlow
Beds. SG16 6BN
Tel/Fax: 01462 811002
Mobile: 07831224064
Email: norman.mole@btconnect.com

Client:
Mr. & Mrs. Lewis
10 Bear Lane
Ashwell
Herts
SG7 5QW

Project:
Single Storey Front Extension

Drawing:
Existing & Proposed Floor PLans & Elevations

Date:
21st March 2018

Scale:
1:50 1:100 1:200 1:1250

Drawing No:
1808.01

Dwn By:
NM