SCALE WITH CAUTION AS DISTORTION CAN OCCUR

This drawing is copyright and can not be copied reproduced or altered - no extracts of any elements of this drawing or supporting information unless written consent has been obtained first.

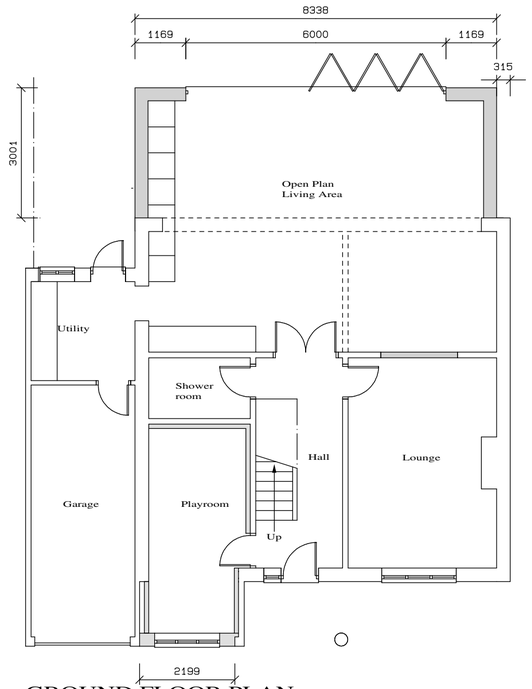

GROUND FLOOR PLAN

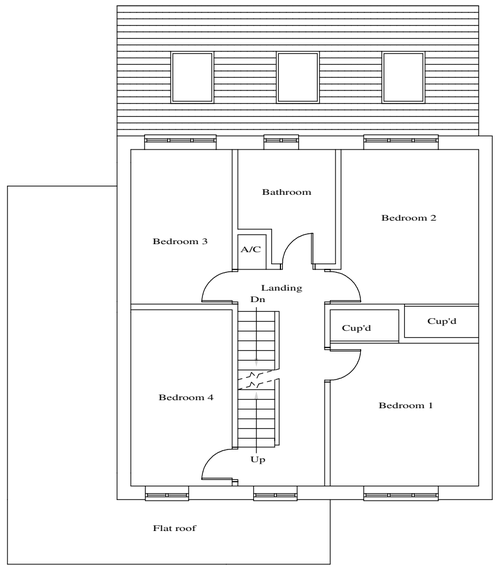

FIRST FLOOR PLAN

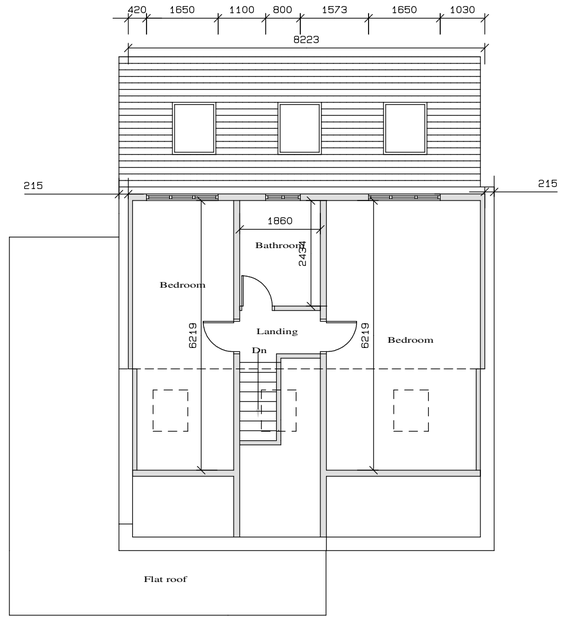

LOFT PLAN

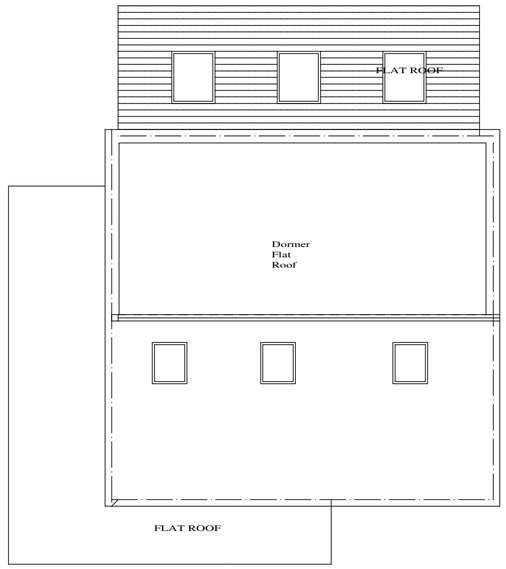

ROOF PLAN



FRONT ELEVATION

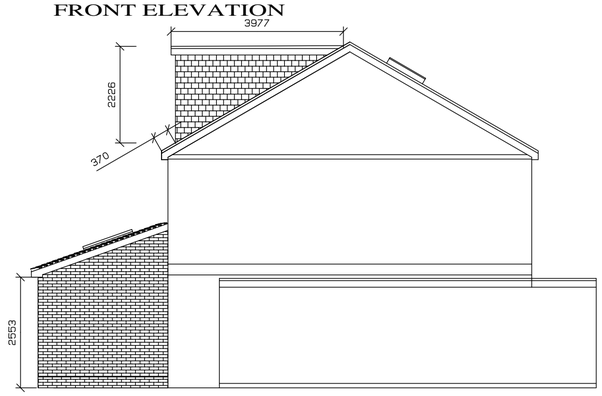

SIDE ELEVATION



REAR ELEVATION

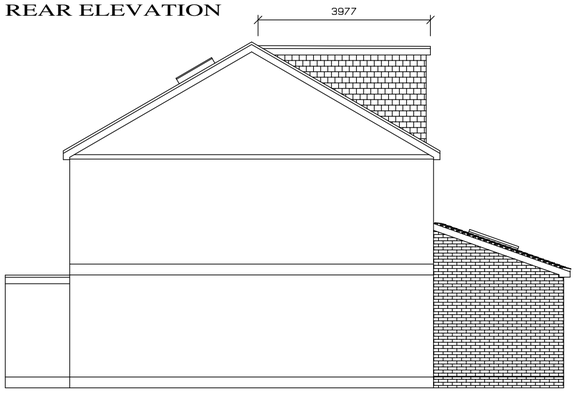

SIDE ELEVATION

NOTE:

Proposed Dormer With Windows
Using the Planning Portal Volume Calculator :
H x D x L= 2.22 x 3.97 x 8.38m = 36.6m3

PROPOSED TOTAL VOLUME = 36.6m3

Rear Extension - Area = 20.9m²

Dormer - Hanging tiles to match existing

Dormer Flat Roof - To be roofing felt construction

"Velux" windows will not protrude more than 0.15m
beyond the plane of the original roof when measured
perpendicular with the external surface of the original roof.

Any window inserted on a wall or roof slope forming a side elevation of the dwellinghouse shall be –
i) obscure-glazed, and
ii) non-opening unless the parts of the window which can be opened are more than 1.7 metres above the floor of the room in which the window is installed.

ADP DESIGNS
5 Wellington Road, Stevenage, Herts, SG2 9HR
tel: 01438 311173 mob: 07774003695
email: a.perschky@btinternet.com

MR & MRS ROBINSON
5 THE FINCHES
HITCHIN
HERTS, SG4 9PB

PROPOSED REAR EXTENSION, GARAGE CONVERSION & LOFT CONVERSION WITH DORMER WINDOWS

PROPOSED PLANS AND ELEVATIONS

MMLR-5TF-PA03
Scale 1:100 Date APR 18

Sheet Size
A2