

ROD DETAILS FOR 3 LOCATIONS

ø8mm STAINLESS STEEL ROD RESIN ANCHORED INTO WALL USING KEMFIX K8 EPOXY RESIN OR SIMILAR.
ROD TO BE THREADED M8 100mm FROM EACH END. (OR SCREWED BAR).
PROTRUSION FROM TOP OF WALL TO BE 50mm PLUS OR MINUS 10mm.
RODS TO BE INSERTED TO A MINIMUM DEPTH OF 300mm FROM THE WALL TOP.
HOLE SIZE = 4mm LARGER THAN ROD DIAMETER.
THE RODS ARE THE CLIENTS/BUILDERS RESPONSIBILITY.

DETAIL A

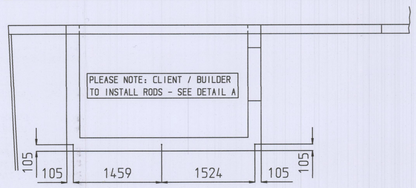

WALL PLAN SHOWING ROD POSITIONS - SEE DETAIL A

PLEASE READ ALL INSTRUCTIONS BEFORE COMMENCING, IF YOU HAVE ANY DOUBTS AS TO THE SPECIFICATIONS THAT WE REQUIRE PLEASE CONTACT HARTLEY BOTANIC LTD.

DO NOT SCALE

IF IN DOUBT CONTACT HARTLEY BOTANIC

If you have any technical questions please call Darren Reynolds on 01457 - 821958

On receipt of planning permission please read all details and dimensions fully. Once you fully understand and agree with the specification (if in doubt ask) please sign below one copy of this drawing and return to enable manufacture to commence. After this any change in specification will be chargeable.

Signature..... Date.....

N.H.D.C.
03 APR 2018

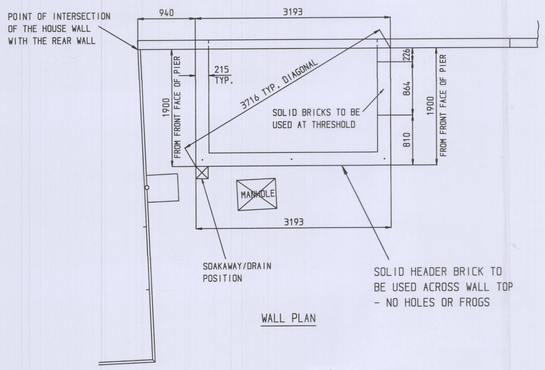

WALL PLAN

IMPORTANT NOTE
IF THE 215mm WALL DIMENSIONS IS TO CHANGE THEN HARTLEY BOTANIC MUST BE NOTIFIED IMMEDIATELY.

SOLID HEADER BRICK TO HAVE NO HOLES OR FROGS

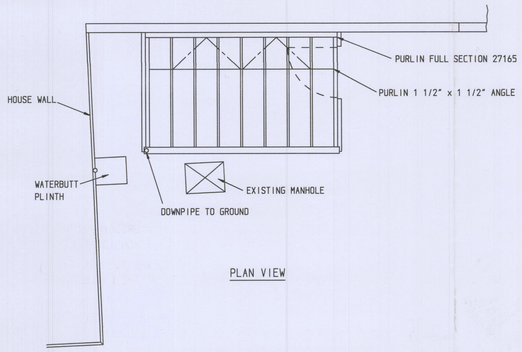

PLAN VIEW

FLASHING NOTES:

ALL FLASHING INSTALLATION & DRESSING DOWN TO BE CLIENTS / BUILDERS RESPONSIBILITY.

THE FLASHING WILL BE REQUIRED TO PROTRUDE 200mm (8") FROM THE FRONT FACE OF THE LINTEL & DRESS DOWN ONTO THE ROOF.

THE LEAD FLASHING MUST BE IN SITU PRIOR TO THE INSTALLATION OF THE GLASSHOUSE.

Please note: Should we be unable to assemble the structure due to inaccurate foundations and/or building work, there will be a revisit fee of £400

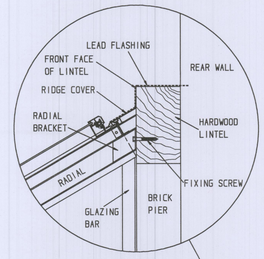

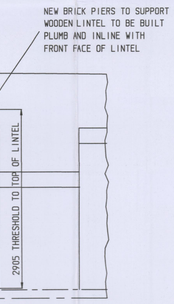

FRONT VIEW

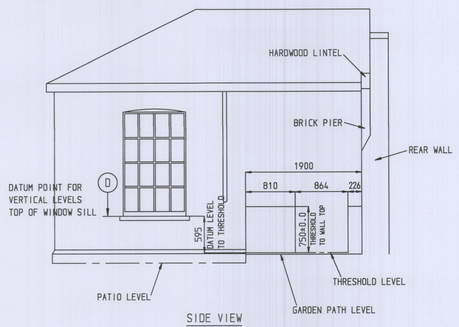

SIDE VIEW

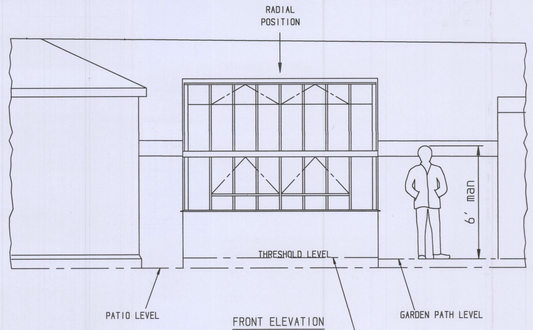

FRONT ELEVATION

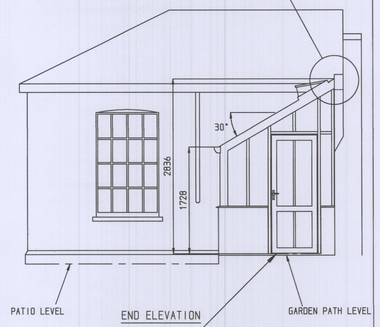

END ELEVATION

IMPORTANT NOTE:
ALL BASE DIMENSIONS TO BE WITHIN PLUS OR MINUS 5.00mm

THRESHOLD AND INTERIOR PATH LEVEL TO BE APPROX. 25mm ABOVE GARDEN PATH LEVEL
THE THRESHOLD LEVEL IS THE LEVEL AT WHICH THE DOOR WILL OPERATE WITH NORMAL CLEARANCE
THIS SHOULD BE THE FINISHED FLOOR LEVEL INSIDE THE GLASSHOUSE. WALLTOP TO BE 750mm ABOVE THRESHOLD.

NOTES RELATING TO FOUNDATION AND WALLING (CLIENTS RESPONSIBILITY)

All brickwork to be constructed with a minimum compressive strength of 20N/mm bricks using mortar designation to BS5268: Part 1:1992 Table 1. See table below for mix details of standard class mortar designation.

Type of Mortar (portion by volume)	
Cement: Lime: Sand	1: 1:5 to 6
Masonry Cement: Sand	1:4 to 5
Cement: Sand with Plasticizer	1:5 to 6

The mixing and use of mortars should be in accordance with the recommendations given in BS5268: part 3 or BS5390. Ready mix mortars should comply with the requirements of BS4721 and be equivalent to the above specification.

All facing brickwork from 150mm above ground level to be constructed using type MN or ML bricks (BS3921) with water absorption not exceeding 12%.

All brickwork up to 150mm above ground level from the top of the foundation to be constructed with engineering class B bricks with water absorption not exceeding 7%.

For fully bonded construction, the brickwork is to be constructed in either of the following:

A: English bond – one couse of headers and one course of stretchers alternately.

B: Flemish bond – headers and stretchers alternately in the same course.

If the wall is to be constructed with two parallel leaves, this is to be half stretcher bond with no cavity. Wall ties are to be provided at centres not exceeding 450mm vertical and 450mm horizontal. All wall ties to be of the stainless steel double triangle type to BS1243 and in accordance with DD140: part 2: 1987 and BS5268: part 3: 1985.

If a damp proof course is to be used, the membrane must have mortar above and below (effectively sandwiched in the mortar bed), and must not lie directly against the brickwork.

If a damp proof course is not used, then it is recommended that a waterproofing agent is added to the mortar mix.

The foundation, or footing should be of a suitable depth to suit local ground conditions. The depth of the foundation is the client/builder's responsibility.

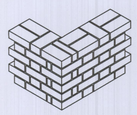

Flemish Bond



Stretcher Bond



English Bond

GENERAL NOTES:
STRUCTURE BUILT IN ALUMINIUM ALLOY
POLYESTER POWDER COATED OLIVE LEAF RAL7032
ROOF VENTS OPERATED BY Mk 7 AUTOVENTS
VERTICAL FACE VENTS OPERATED BY MANUAL SWING THROWS
GLAZED IN TOUGHENED SAFETY GLASS
ALUMINIUM SWING DOOR COMPLETE WITH LOCKS & FURNITURE
OGEE ALUMINIUM GUTTERS

THESE DETAILS MUST BE ADHERED TO

IF YOU HAVE DOUBTS RELATING TO THESE DETAILS

PLEASE CONTACT HARTLEY BOTANIC LIMITED

0 1 2 3 4 5 6 7
SCALE FOR DRAWING IN METRES

3rd ANGLE PROJECTION

DESCRIPTION:

GENERAL ARRANGEMENT DRAWING
VICTORIAN BESPOKE GLASSHOUSE

CLIENT:-
MR & MRS TUFTON
11 HIGH STRET
BARKWAY
ROYSTON
HERTFORDSHIRE
SG8 8EA
PHONE: 01763 848131

HARTLEY BOTANIC LIMITED
Wellington Road, Greenfield,
Oldham, Lancashire, OL3 7AG.
Tel: 01457 821958 Fax: 01457 821967

DRAWN:	MODIFICATION:	CHECKED:
DR		DR
DATE: 01.03.18	SCALE: 1:50	
DRAWING No: HB19685-001 ISSUE A	ORDER No: HB19685	