EXISTING SHOP FRONT ELEVATION

NOTE: A fuse spur needs to be provided for each sign and must be installed in close proximity to each sign.

☐ NOTE: Existing shop front to be prepared/ undercoated and fully re-sprayed in grey RAL 7012 exterior grade semi matt paint finish all surfaces and joints to be prepared and filled accordingly. (final site signing off will be undertaken prior to payment settlement)

Window Manifestation Design

Window manifestations to be applied to all visible glazed panels on internal surfaces. Frosted circle design. positioned at 1500mm and 850mm from ground level to meet the Partially Sighted Regulations & Standards

☐ NOTES: All EXISTING signage and window graphics to be removed if applicable.

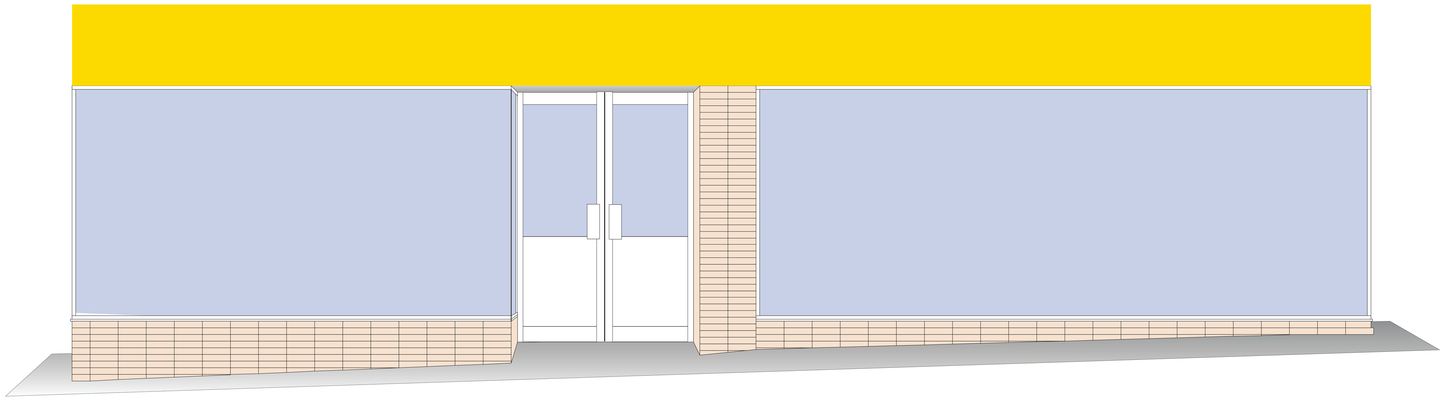

PROPOSED PROJECTION SIGN

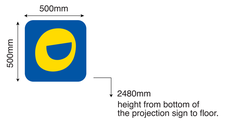

New folded aluminum projection sign coated Pantone 2935 blue (matt), face to be fret cut, backed up with Yellow 299 'Wakey Logo'. Projection sign fixed to face of new sign.

SECTION THROUGH SIGN

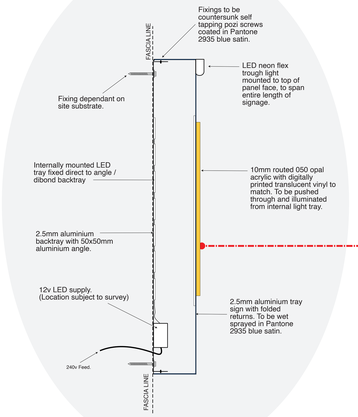

FULL ILLUMINATION

☐ New 2.5mm aluminium folded panels with welded and finished corners, coated in Pantone 2935 blue (matt).

Face to be fret cut and have 10mm 050 opal machine cut pushed through letters with Pantone Yellow C vinyl face.

Internally illuminated with LED mounted panel to backtray.

☐ LED Neon Flex trough light mounted to top of panel face, to span entire length of signage.

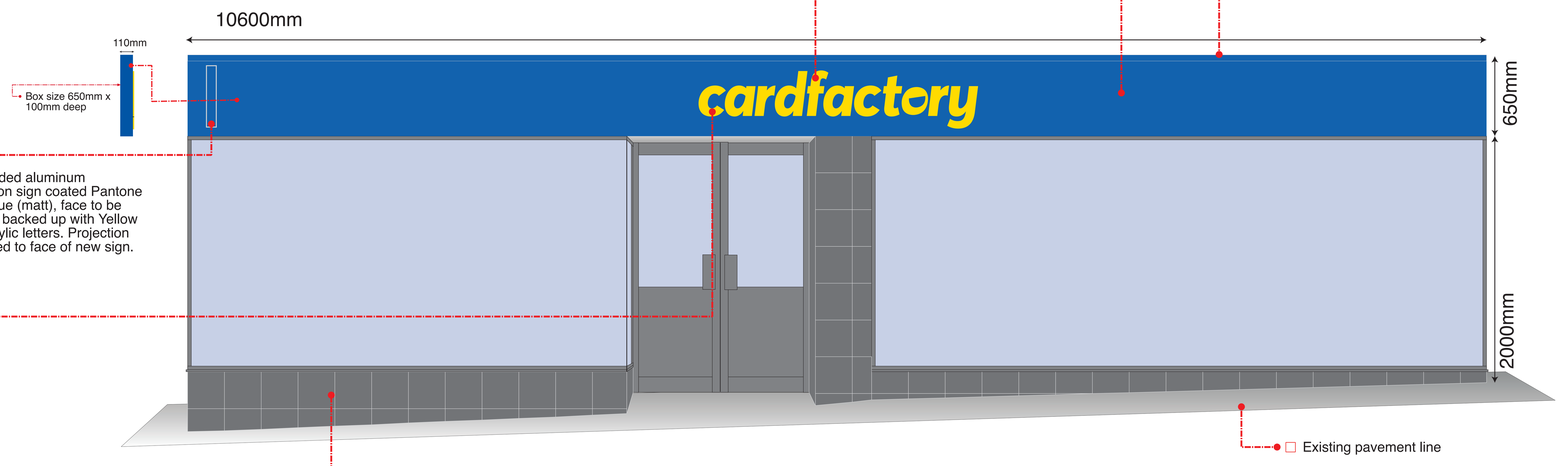

☐ New folded aluminum projection sign coated Pantone 2935 blue (matt), face to be fret cut, backed up with Yellow 299 acrylic letters. Projection sign fixed to face of new sign.

250MM 'C' Height

card

☐ Existing pavement line

☐ New stall riser tiles to be Vitra - Metro Anthracite 300mm x 300mm

MATERIALS / FINISHES
Aluminium back tray powdercoated in Pantone 2935C Blue (matt) 10mm routed 050 opal acrylic wth digitally printed translucent vinyl to match, letters to be pushed through. Face of letters to be Pantone Yellow 3.
ILLUMINATION - **FULL ILLUMINATION**
LED Neon Flex trough light mounted to top of panel face, to span the entire length of signage. Internally mounted LED tray fixed direct to angle / dibond backtray.

SCALE

Due to the method of reproduction these plans may not be exact when using a calibrated scale rule, as a guide use the indicated bar which was shown on the original drawing at 1000mm

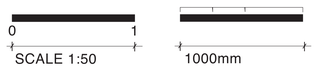

The original of this drawing is copyright and contains confidential information. It is the property of Sportswift Ltd. Trading as Card Factory, without whose permission may not be copied, shown or handed to a third party or otherwise used, and is to be returned promptly upon request Card Factory

REVISIONS		DATED
V2	Scale bar units amended.	09/07/2026

cardfactory

TITLE	Proposed Plan
ADDRESS	**Unit 7-9 Central Approach Garden Square SC LETCHWORTH GARDEN CITY SG6 3DL**
APPLICANT	Sportswift LTD - T/A Card Factory
WORKS DESCRIPTION	New 2.5mm aluminium folded panels with welded and finished corners, coated in Pantone 2935 blue (matt). Face to be fret cut and have 10mm 050 opal machine cut pushed through letters with Pantone Yellow C vinyl face. Internally illuminated with LED mounted panel to backtray. LED Neon Flex trough light mounted to top of panel face, to span entire length of signage. Existing shopfront to be re-sprayed grey
DRAWING NUMBER	03062026
SCALE 1:50 @ A3	Version 2
SIGNED: J.C.PAYNE	DATED: 03/06/2026

We hereby certify that this plan is a true copy of the plan referred to in connection with the application for building warrant planning consent and approval

CONTACT	Jonathan Payne
E-mail:	[redacted]
Direct Line:	[redacted]
Mobile:	[redacted]

Card Factory, Century House, Brunel Road, Wakefield 41 Industrial Estate, Wakefield. WF2 0XG