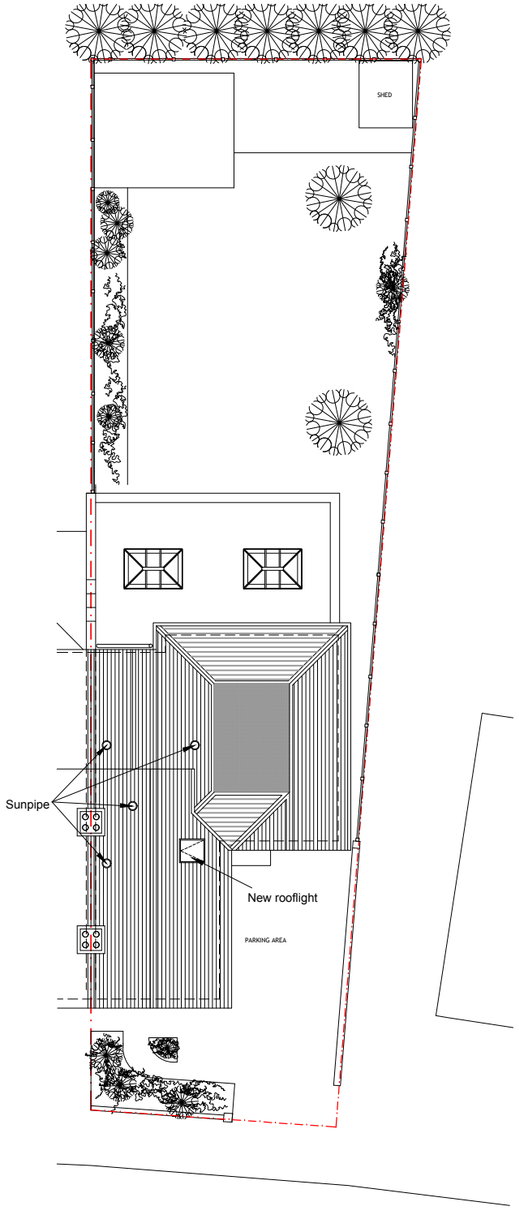

PROPOSED SITE / ROOF PLAN 1:200

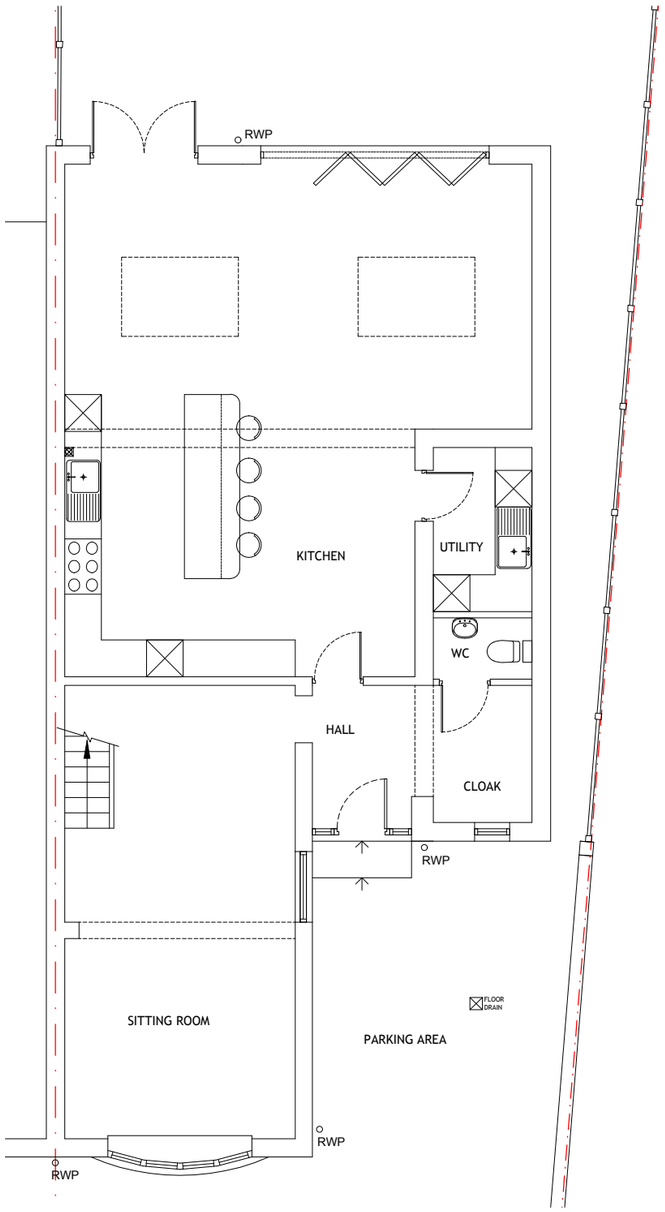

PROPOSED GROUND FLOOR PLAN 1:100

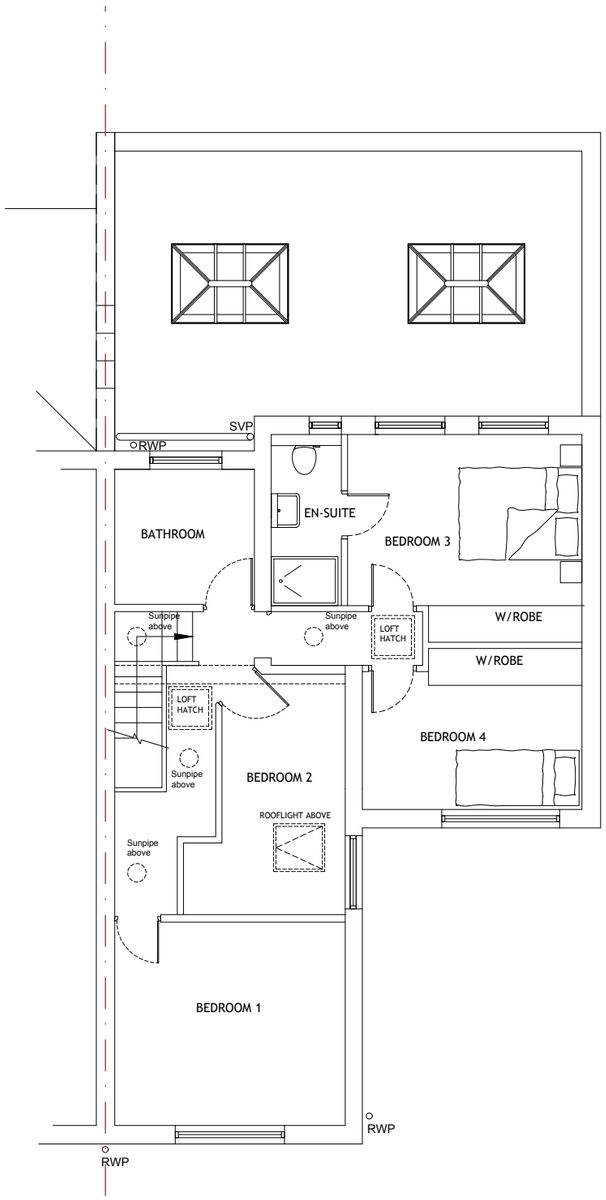

PROPOSED FIRST FLOOR PLAN 1:100

0 2 4 6 8 10m

SCALE 1:200

0 2 4 6 8 10m

SCALE 1:100

GENERAL NOTES:
This scheme is subject to Town Planning and the plans shall not be acted upon until they have been approved in accordance with the Building Regulations.
All dimensions and levels given, whether figured or scaled, are to be physically checked on site by the contractor prior to commencement of work and the contractor will take responsibility for the same.
All design and construction is to be in accordance with the Construction, Design and Management Regulations 2015
This plan is copyright and is not to be produced or used for construction purposes without permission. It is only for use as a Planning and Building Control document.
Prior to commencement of works, the contractor must ensure that all necessary notices under The Party Wall etc Act 1996 have been given and that all formal procedures required under the act have been fulfilled.

PLEASE NOTE:
1. ALL DIMENSIONS AND SITE BOUNDARIES ARE TO BE CHECKED ON SITE AS NECCESSARY.
2. ALL PROPOSALS ARE SUBJECT TO STRUCTURAL ENGINEERS DESIGN.

Revision	
A	Side wall (NE) straightened up. Gable added to front roof over extension. PS 23.01.18

Project
Proposed Rear and Side Extensions at
32 Victoria Crescent,
Royston,
Herts. SG8 7AX

Title
Proposed Floor Plans

Scale	Date
As noted@A3	06/17
Drawing Number 8199-P03A	Drawn PS

All work to be in accordance with the Building Regulations and relevant guides of practice.
The contractor is to check all dimensions on site. Any discrepancies are to be notified immediately.
This drawing is copyright.

Hertfordshire Architects Ltd
13 Cubitts Close
Welwyn
Hertfordshire
AL6 0DZ
Tel: 07759 551006
www.architects-hertfordshire.co.uk