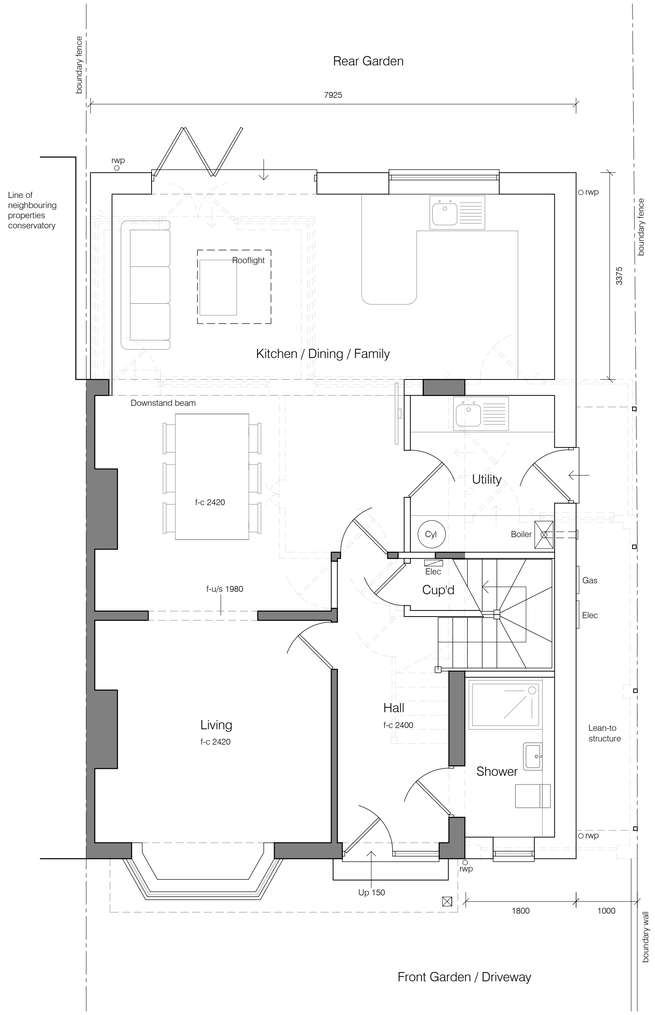

Ground Floor Plan

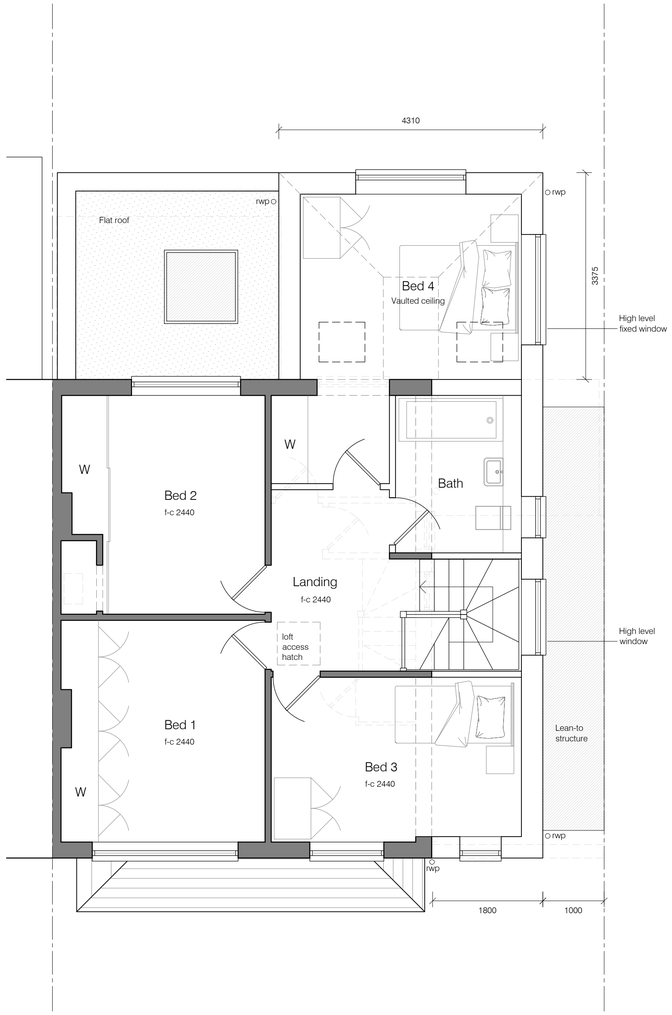

First Floor Plan

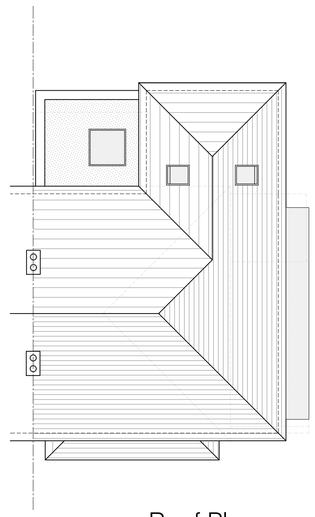

Roof Plan

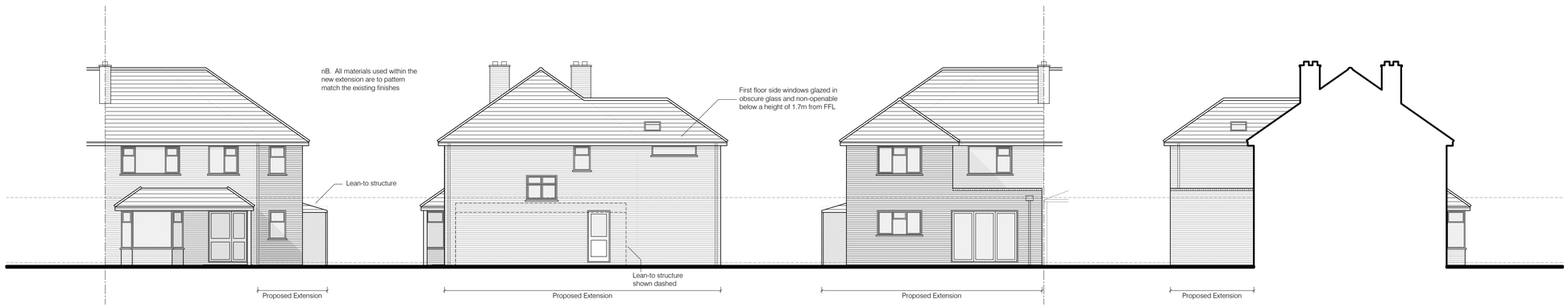

North Elevation

West Elevation

South Elevation

East Elevation

Notes:

This drawing is a print and must not be scaled from without reference being made to the accompanying scale bar. All dimensions of existing buildings to be verified on site.

This drawing is to be read in conjunction with all other drawings, relevant specifications and preliminary / general conditions associated with the project.

All materials and workmanship to comply with 'Approved Document 7' to support Regulation 7 2013 edition of the Building Regulations 2010.

The Contractor is to check all drawings for dimensional and co-ordination accuracy. Any discrepency between the details shown and those by others are to be reported to the Client / Contract Administrator.

This drawing remains the copyright of ajf project design.

CIAT
CHARTERED PRACTICE

REV	DATE	NOTE
B	15.04.25	Scheme amended
A	07.08.23	Minor window amendments

PRELIMINARY

ajf | project design
chartered architectural technologists - building surveyors

Baldock
Hertfordshire

tel: 07970 273238
email: info@ajfprojectdesign.co.uk
web: www.ajfprojectdesign.co.uk

CLIENT
Mr & Mrs T Clarke

PROJECT
Extension & alteration
154 Wymondley Road
Hitchin
Herts SG4 9QJ

DRAWING TITLE
Plans and elevations
as proposed

Scale @ 1:50
2.5m 2m 1.5m 1m 0.5m 0m

SCALE	1:50/100 @ A1	DRAWING NUMBER	REVISION
DATE	Jul 2023	301	B
DRAWN	AJF		
JOB NUMBER	0292		CHECKED BY