4 Rear Elevation - As Proposed
1 : 50

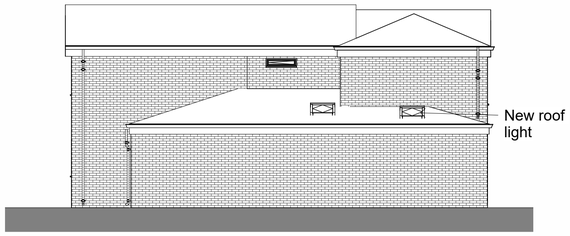

6 Side Elevation E - As Proposed
1 : 100

3 Front elevation - As Proposed
1 : 100

7 Side Elevation W - As Proposed
1 : 100

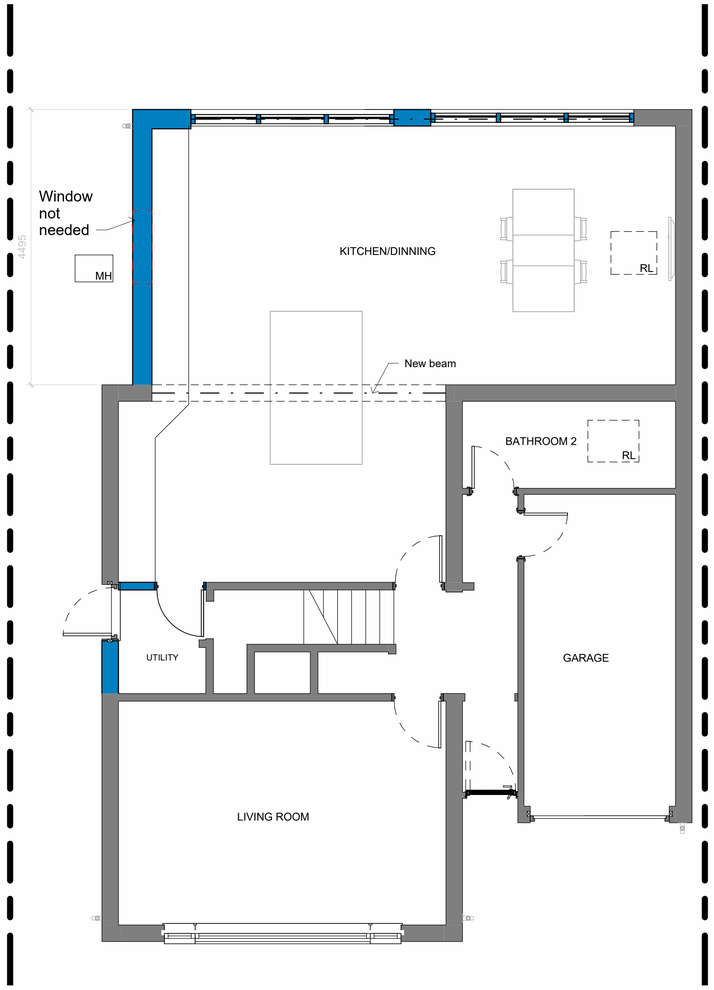

1 Ground Floor - As Proposed
1 : 50

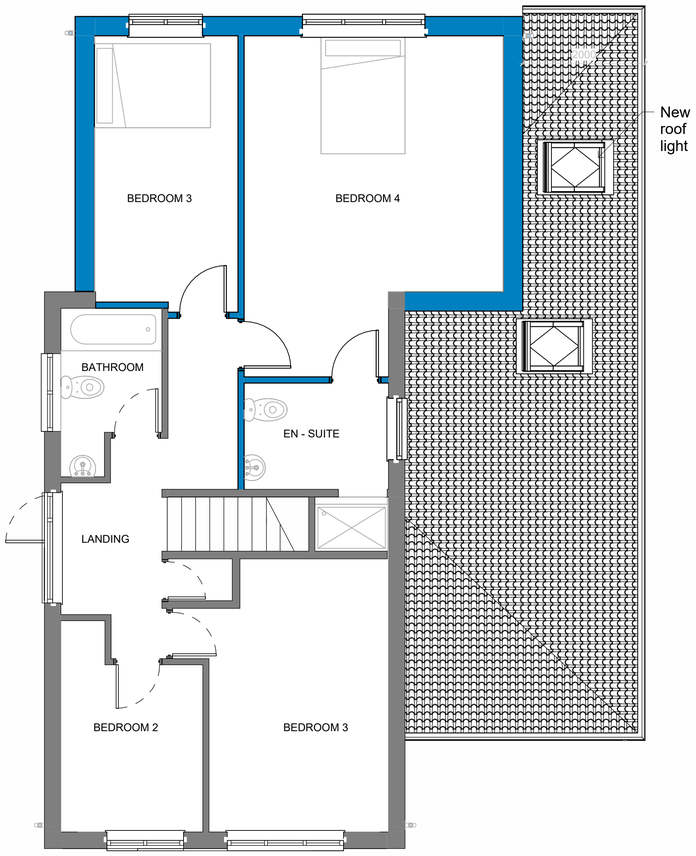

2 First Floor - As Proposed
1 : 50

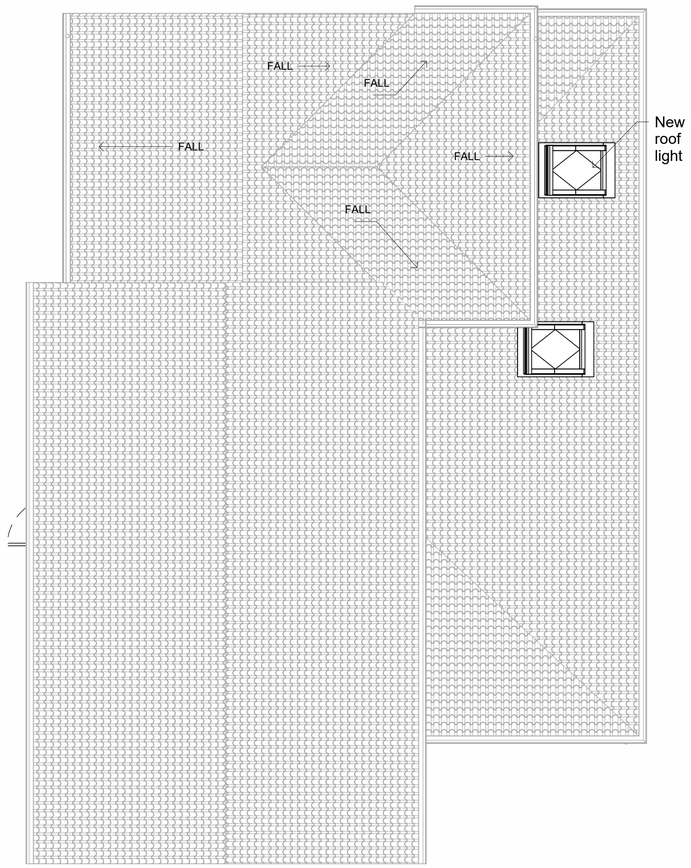

5 Roof Plan - As Proposed
1 : 50

MATERIALS

Roof
to tiles match existing.

Walls
Brick, weatherboard to match existing.

Doors
White uPVC

Windows
White uPVC

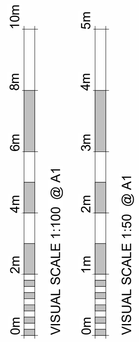

Revision Number	Revision Description	Revision Date	Issued by
	Revision		

Planning

Status:

Dimensions, areas and levels where given are only approximate and subject to site survey.
All dimensions are to be checked on site. Figured dimensions only are to be taken from this drawing.
This drawing is to be read in conjunction with all relevant consultants and/or specialists drawings/documents and any discrepancies or variations are to be notified to the Architect before the affected work commences. This drawing is copyright and remains the property of the Architects.

CROE ARCHITECTS
REGISTERED QUALIFIED ARCHITECTS / HERTFORDSHIRE

telephone:01462 453931
email:info@croearchitects.co.uk
web: www.croearchitects.co.uk

Project:
92 Howard drive, Letchworth
SG6 2DG

Client:
Mr Chahal

Drawing name:
As Proposed

Scale:	As indicated @ A1	Drawing number	Revision
Date:	04 - 25	25049 - 011	
Drawn by:	KR		