Contact The Architect/Engineer For Any Clarifications

NOTES
THIS DRAWING IS A PRINT ANY QUERIES REGARDING DIMENSIONS TO BE REFERRED TO THE ARCHITECT OR ENGINEER

ALL DIMENSIONS OF EXISTING BUILDINGS TO BE VERIFIED ON SITE

THIS DRAWING IS THE COPYRIGHT OF DMG architectural building design AND SHALL NOT BE IN ANY WAY USED OR REPRODUCED WITHOUT THEIR PRIOR WRITTEN CONSENT.

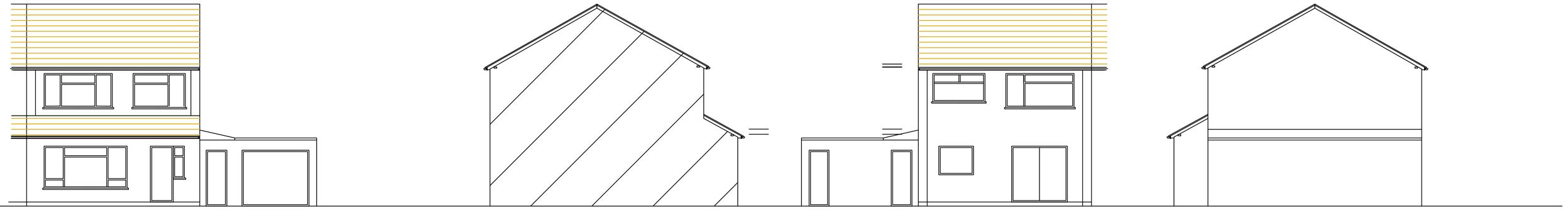

EXISTING FRONT ELEVATION

EXISTING SIDE ELEVATION

EXISTING REAR ELEVATION

EXISTING SIDE ELEVATION

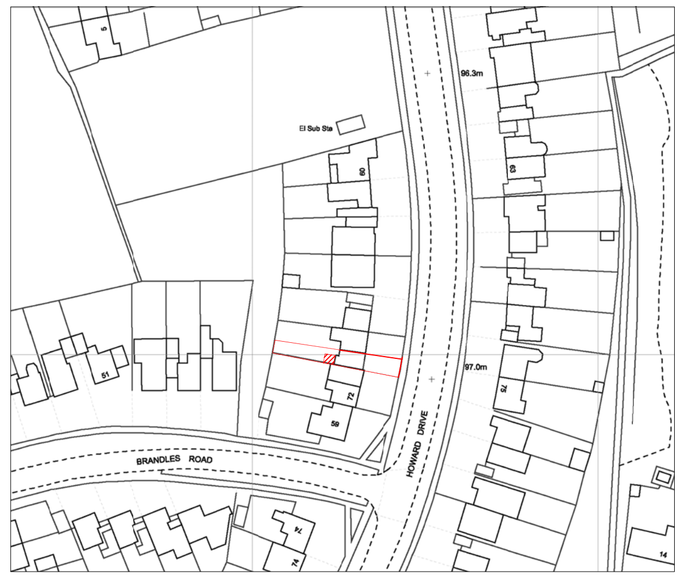

SITE LOCATION PLAN
SCALE 1 : 1250 @ A1

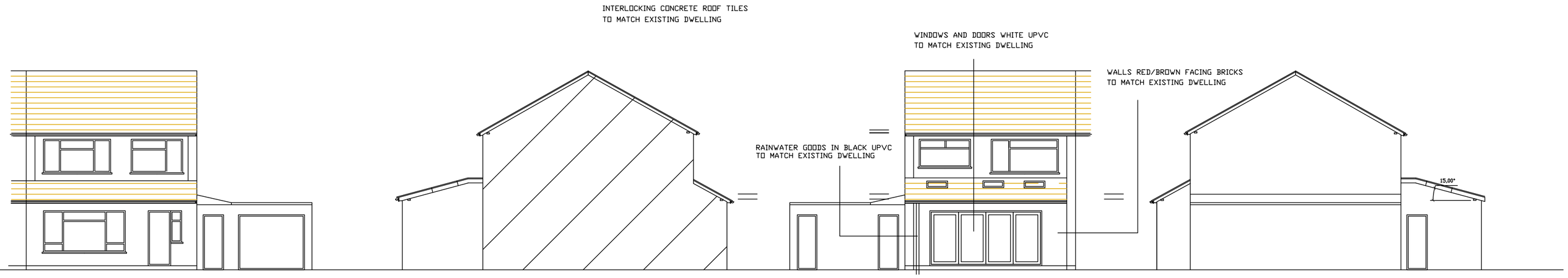

PROPOSED FRONT ELEVATION

PROPOSED SIDE ELEVATION

PROPOSED REAR ELEVATION

PROPOSED SIDE ELEVATION



BLOCK PLAN
SCALE 1 : 200 @ A1

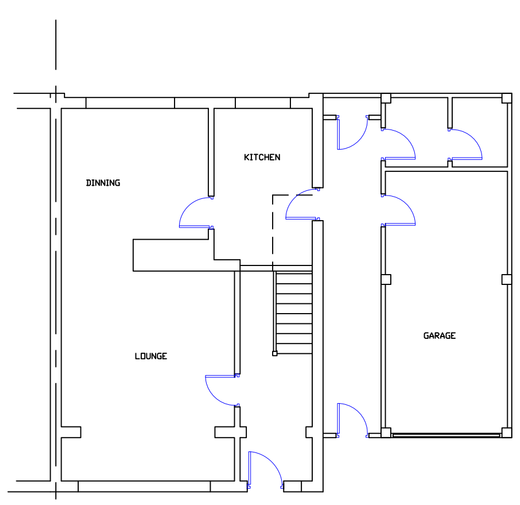

EXISTING GROUND FLOOR PLAN

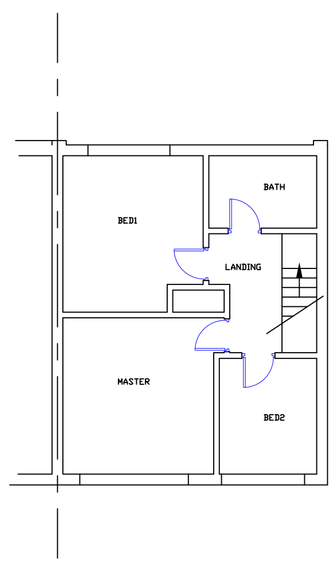

EXISTING FIRST FLOOR PLAN

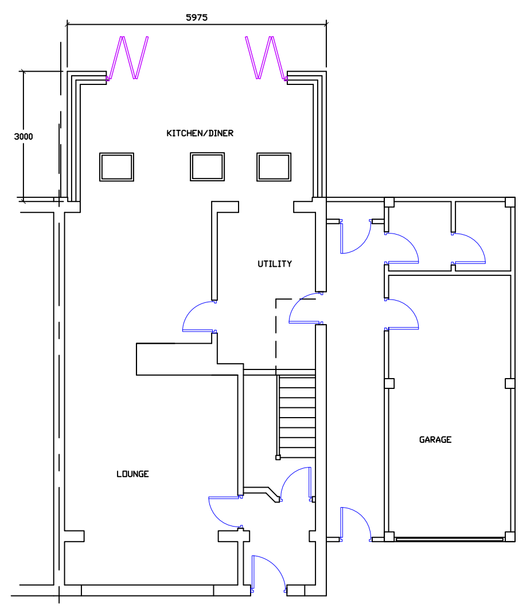

PROPOSED GROUND FLOOR PLAN

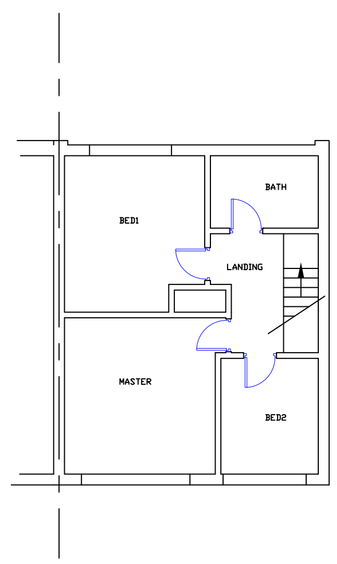

PROPOSED FIRST FLOOR PLAN

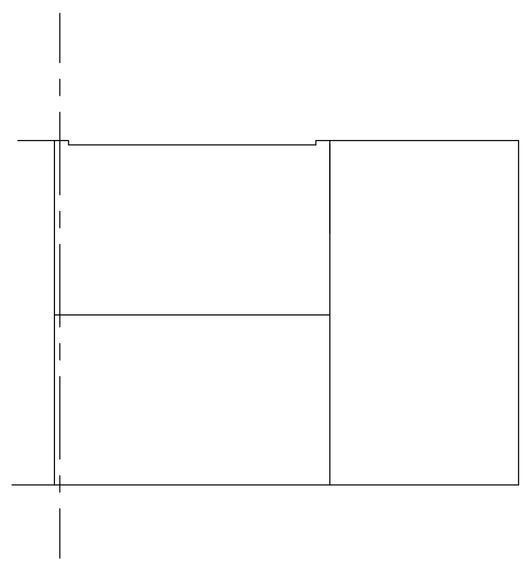

EXISTING ROOF PLAN

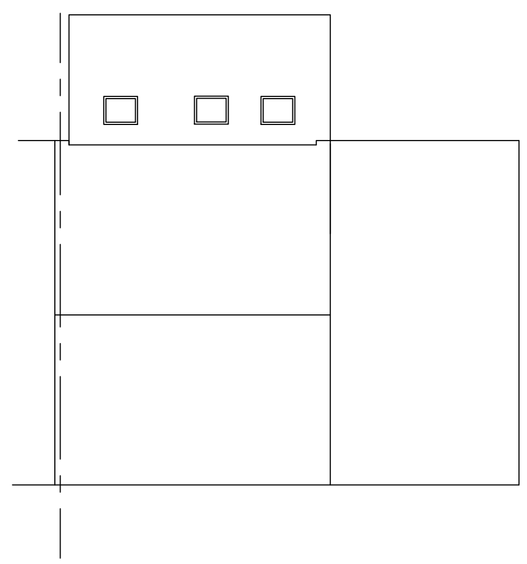

PROPOSED ROOF PLAN

Notes
Setting Out Demensions
All demensions and levels shown on drawings to be checked prior to commencment of work. Any discrepancies to be reported to the Architect/Engineer

Subject to Building Control Approval

Client to serve Party Wall Notices as required

0 1 2 3 4 5m 10m

SCALE 1 : 100 @A1

Mr D. Damico
68, Howard Drive,
Letchworth Garden City,
Hertfordshire,
SG6 2DQ

Structural Elements

				Description	Initial

© DMG architectural building design
Tel: 07950 675834
email: mark.grainger@talktalk.net

Drawn	Scale @ A1	Checked	Date
Mark Grainger	1: 100		Oct 2016

Drawing No. 1650 - 01 Rev. A