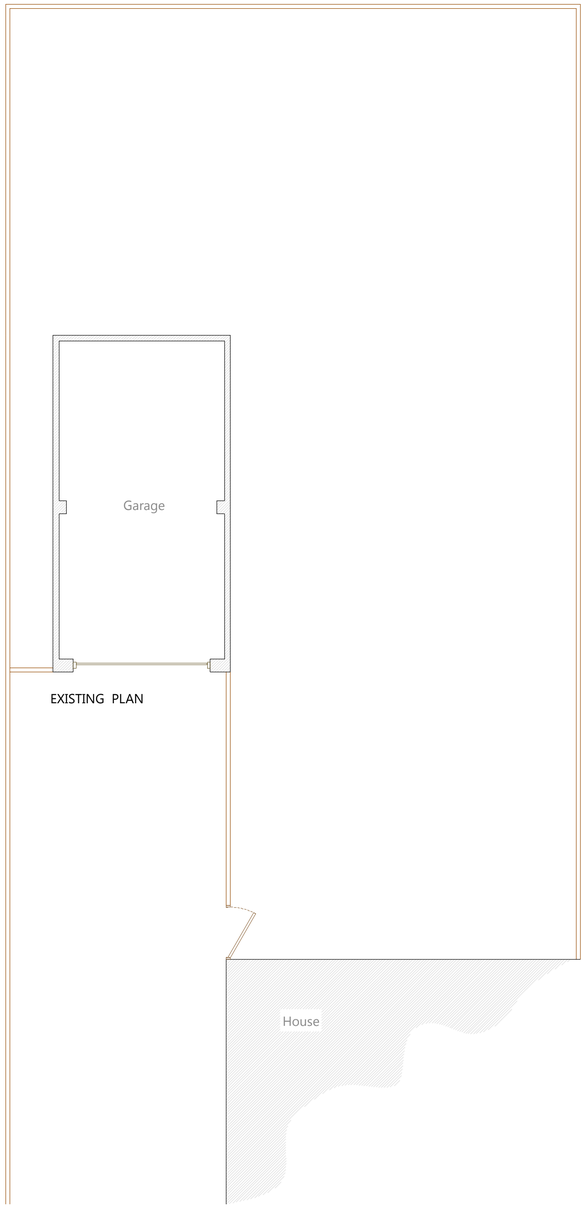

EXISTING PLAN

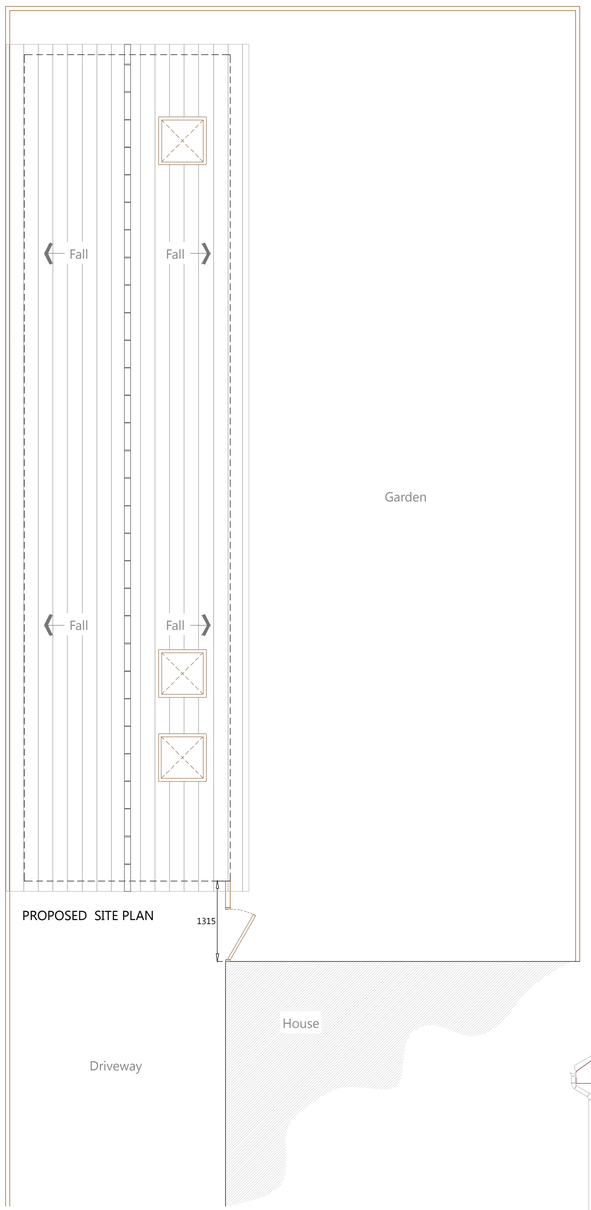

PROPOSED SITE PLAN

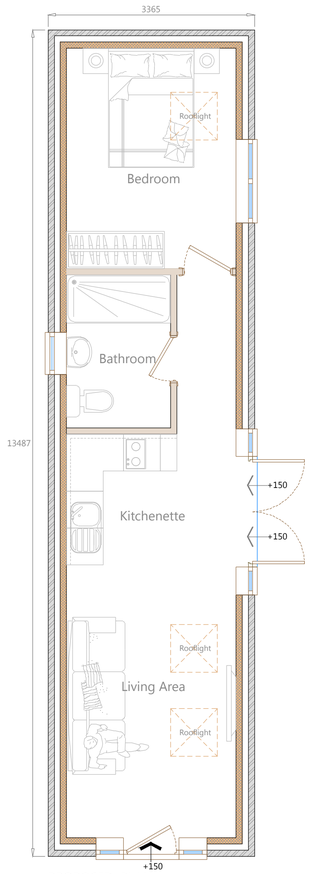

PROPOSED PLAN

Notes

EXTERNAL MATERIALS:

WALLS:
Brickwork to match existing in type, colour and detailing.

ROOF:
Roof tiles to match existing house.

WINDOWS & DOORS:
White double glazed UPVc

Rooflights to be Velux

FACIA, BARGE BOARD & SOFFITS
White upvc to match existing incorporating soffit vent

WASTE & RAINWATER:
White upvc to match existing.

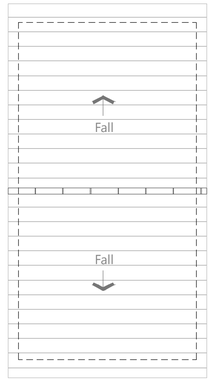

EXISTING ROOF PLAN



PROPOSED ROOF PLAN

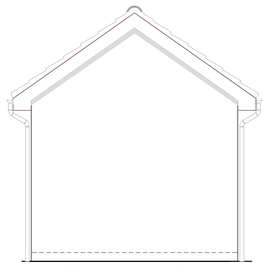

PROPOSED REAR ELEVATION

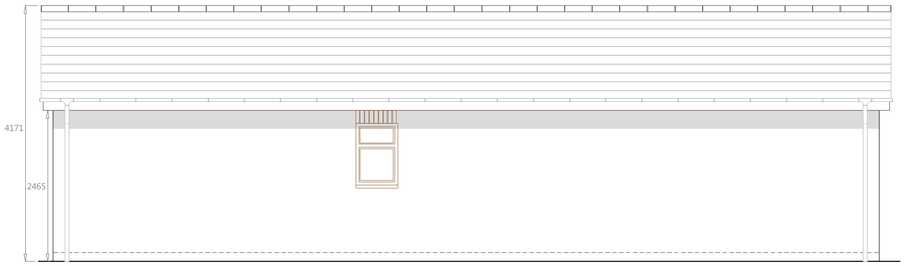

PROPOSED NORTH EAST ELEVATION

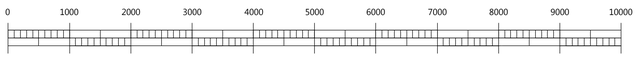

Scale @ 1:50

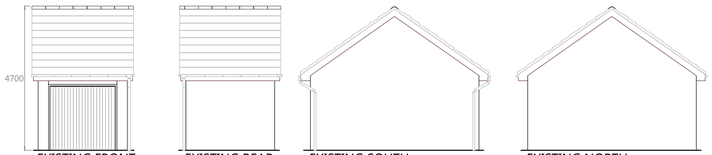

EXISTING FRONT ELEVATION

EXISTING REAR ELEVATION

EXISTING SOUTH WEST ELEVATION

EXISTING NORTH EAST ELEVATION

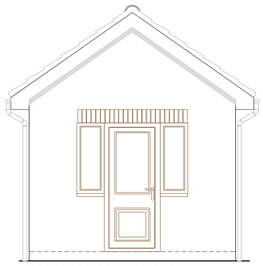

PROPOSED FRONT ELEVATION

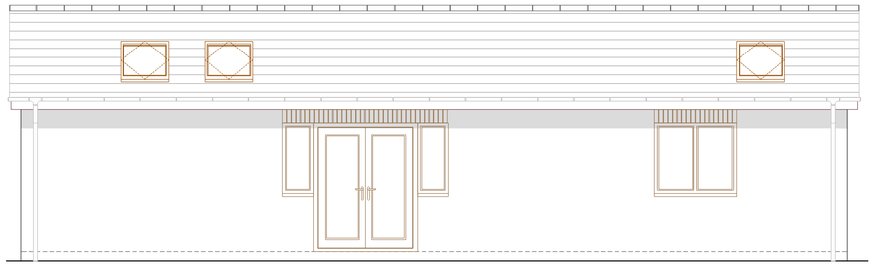

PROPOSED SOUTH WEST ELEVATION

THE PARTY WALL ACT 1996

The Party Wall Act 1996 is to be implemented by the client or party wall surveyor and served on the relevant neighbour/s by hand. This is to include information of the proposed works and the completed and relevant standard party wall letter. This must be served either two months or 28 days prior to commencement of work depending on which notice is served.
If the signed letters have not been received back stating the neighbour has no objection within 14 days then this must be treated as a dispute under the Party Wall Act 1996 and appropriate arbitration procedure instigated.

0 50
PAPER SCALE CHECK (mm)

dmd + architecture

1A Dunsbridge Business Park Shepreth SG8 6RA
Tel. 01223 750284 Mob. 07966 370429 Email. info@dmdarchitecture.co.uk

www.dmdarchitecture.co.uk

- Do not scale from this drawing
- All dimensions to be checked on site
- Any errors/omissions to be reported immediately
- If in doubt, ask
- No reproduction of this drawing in any form without permission
- Copyright © DM Design and Architecture Limited
- All construction to be relevant British Standards, NHBC Standards and in accordance with current building regulations.

REV	DATE	REVISIONS	DRAWN	CHECKED	NOTES

CLIENT: Sharon Armstrong

SCHEME: Garden Annexe

ADDRESS: 49 Redwing Rise, Royston, SG8 7XU

STATUS: Planning

A1

DRAWN: DM

SCALE: 1:50 / 1:100

DATE: March 2018

SCHEME NO: DMD 1224

DWG NO.: PL 01.01

REV:

dmd + architecture