A1 PAPER SIZE 609 X 914

0 0.1 1:10 1 | 0 1 1:50 5 | 0 1 1:100 10 | 0 1 1:200 20 | 0 10 1:500 50 | 0 50 1:1250 50

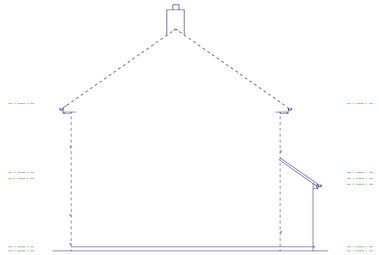

LEFT ELEVATION

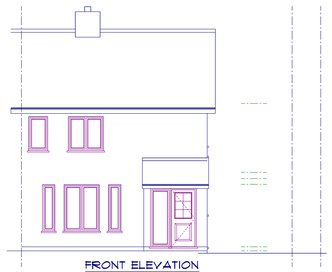

FRONT ELEVATION



REAR ELEVATION



RIGHT ELEVATION

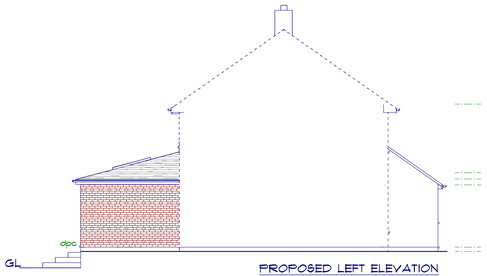

PROPOSED LEFT ELEVATION



PROPOSED FRONT ELEVATION

ELEVATIONS 1:100



PROPOSED REAR ELEVATION

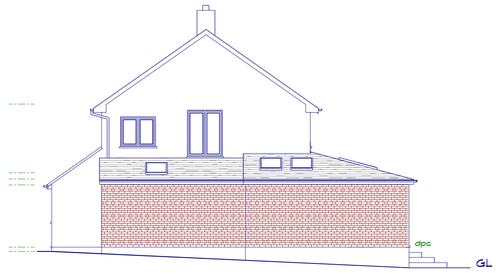

PROPOSED RIGHT ELEVATION

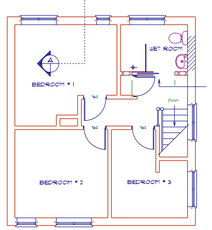

FIRST FLOOR (UNCHANGED) 1:100

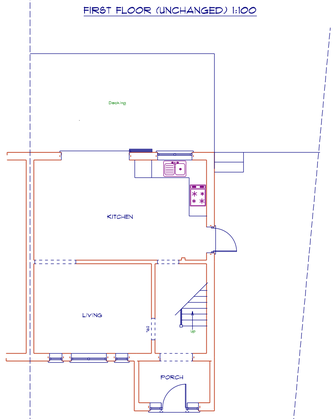

GROUND FLOOR 1:100

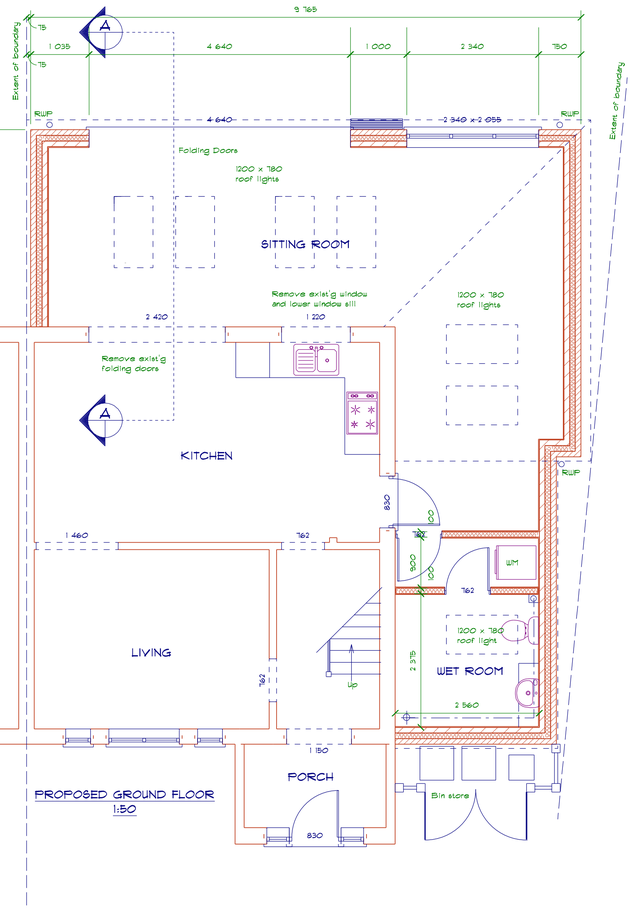

PROPOSED GROUND FLOOR 1:50

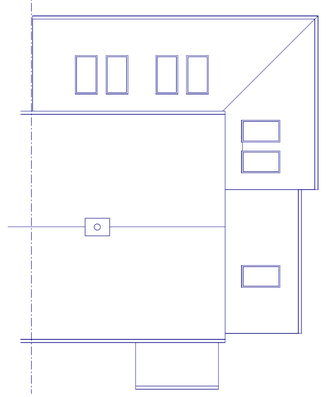

PROPOSED ROOF PLAN 1:100

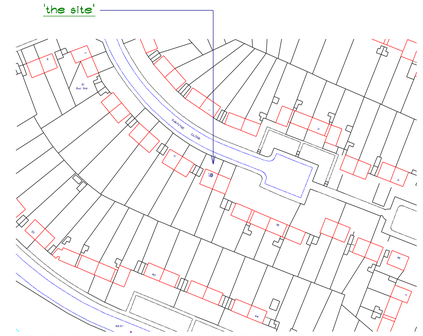

Location Plan 1:1250

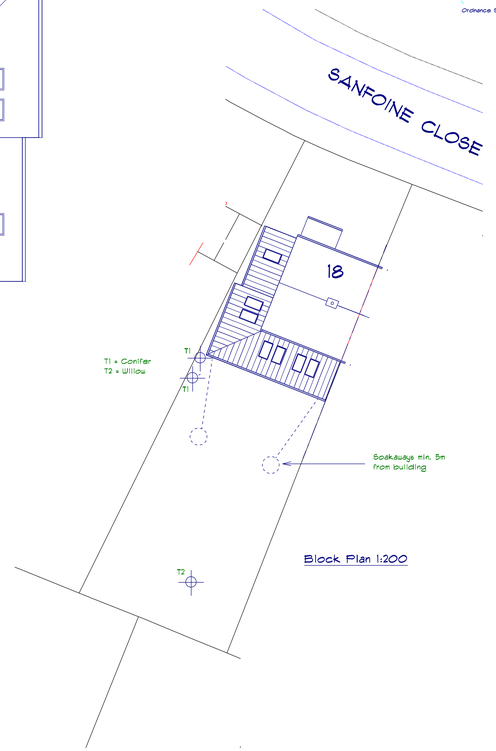

Block Plan 1:200

FOR PLANNING PURPOSES ONLY

IF IN DOUBT ASK

All dimensions/design & materials to be checked by contractor prior to building quotations and setting out. Client to check boundaries and advise if incorrect. Drawings remain the property of Norman Mole Associates until paid for.

Exterior finishes to be similar in appearance to existing dwelling.

For Structural information refer to attached Structural Engineers sheets

Locate all services and make safe and/or protect before commencement of work on site.

This drawing should be read in conjunction with all plan drawings and documents relating to the works.

Norman Mole Associates
Architectural Design & Building Consultants
9 Westfield Road
Henlow
Beds. SG16 6BN
Tel/Fax: 01525 862121
Mobile: 07831224064
Email: norman.mole@btconnect.com

Client:
Mr. & Mrs. Titterton
18 Sanfoine Close
Hitchin
Herts
SG4 0NP

Project:
Single Storey Side & Rear Extensions

Drawing:
Existing & Proposed Floor Plans & Elevations

Date:
12th January 2018

Scale:
1:50 1:100 1:200 1:1250

Drawing No:
1802.01

Dwn By:
NM