NOTES

1. Contractors must check all dimensions on site. Only figured dimensions are to be worked from. Discrepancies must be reported to the Architect or Engineer before proceeding. © This drawing is copyright.

2. Reproduced from OS Sitemap ® by permission of Ordanance Survey on behalf of The Controller of Her Majesty's Stationery Office. © Crown copyright 2008. All rights reserved. Licence number 100007126.



FRONT ELEVATION

SIDE ELEVATION

REAR ELEVATION



FLOOR PLAN



SIDE ELEVATION

0 1 2 3 5 10 15
SCALE 1:100

REVISION	DESCRIPTION	DRN	CHD	DATE
A	GARAGE AMENDED.	NS	AT	20/9/24

☐ PRELIMINARY ☐ INFORMATION ☐ TENDER
☐ CONSTRUCTION ☐ AS BUILT

SCALE 1:100 @ A2 DATE SEPT 2023

DRAWN NS CHK

DRAWING NO. 19359/112 REVISION A

TITLE OAKLEIGH HEIGHTS WELWYN

DETAILS PLOT 5 & 6 GARAGE & CARPORT DETAIL

Woods Hardwick
Architecture | Engineering | Planning | Surveying

BEDFORD : HEAD OFFICE
15-17 Goldington Road
Bedford MK40 3NH
T: +44 (0) 1234 268862

BIRMINGHAM
Fort Dunlop, Fort Parkway
Birmingham B24 9FE
T: +44 (0) 121 6297784

ONLINE: mail@woodshardwick.com | woodshardwick.com

PLEASE CONSIDER THE ENVIRONMENT BEFORE PRINTING THIS DRAWING