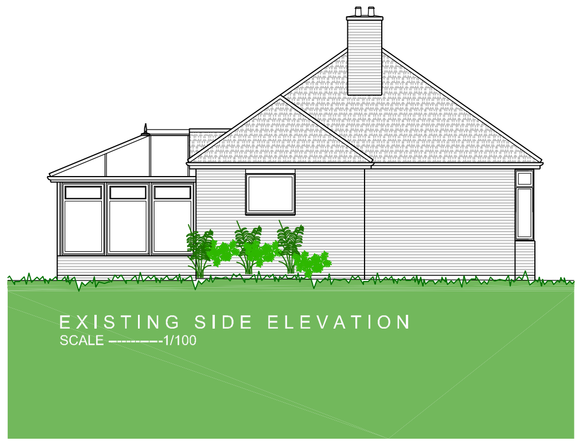

EXISTING SIDE ELEVATION
SCALE ----------1/100



EXISTING PRINCIPAL ELEVATION
SCALE ----------1/100



EXISTING SIDE ELEVATION
SCALE ----------1/100



EXISTING REAR ELEVATION
SCALE ----------1/100

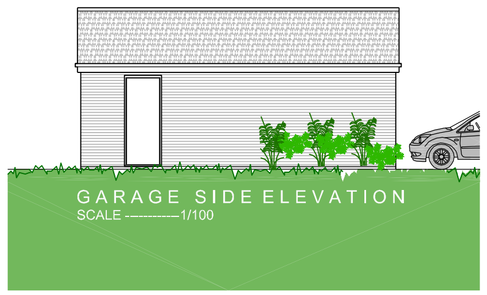

GARAGE SIDE ELEVATION
SCALE ----------1/100

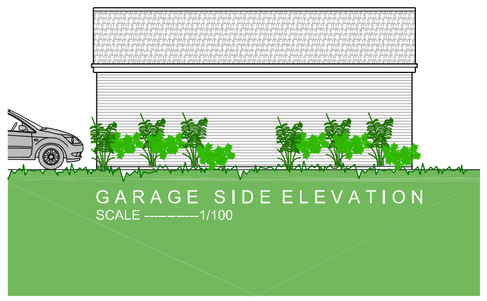

GARAGE SIDE ELEVATION
SCALE ----------1/100



EXISTING GROUND FLOOR
GENERAL ARRANGEMENT PLAN

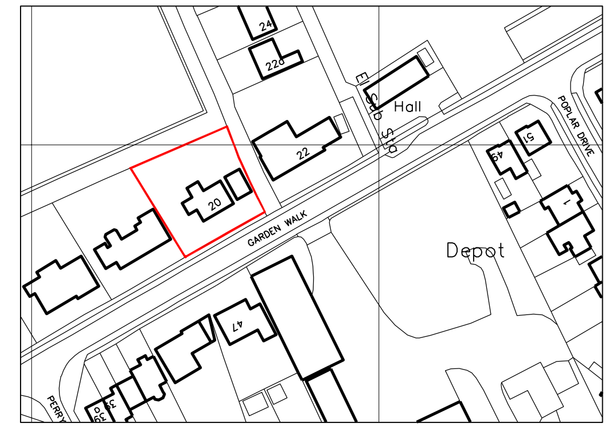

SITE LOCATION PLAN
SCALE_____1/1250

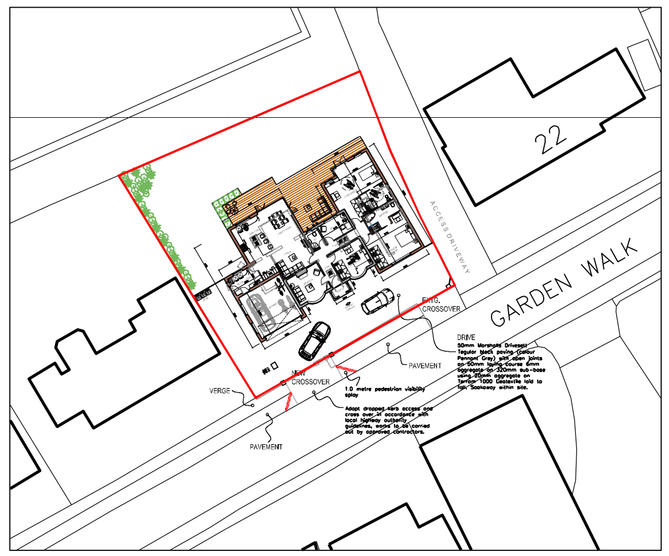

SITE BLOCK PLAN
SCALE_____1/500

KEY INDICATING FLOOR AREAS

Existing footprint area of house, garage, conservatory, kitchen additions and sheds 139.6m²

- Existing footprint area retained 77.5m²
- Footprint area to be demolished 51.50m²
- Proposed Footprint area 168.2m²

Existing footprint area of sheds/greenhouse 10.6m²

Proposed footprint area 245.7m²

The property has full Permitted Development Rights which could include extensions to the rear and sides of the property.

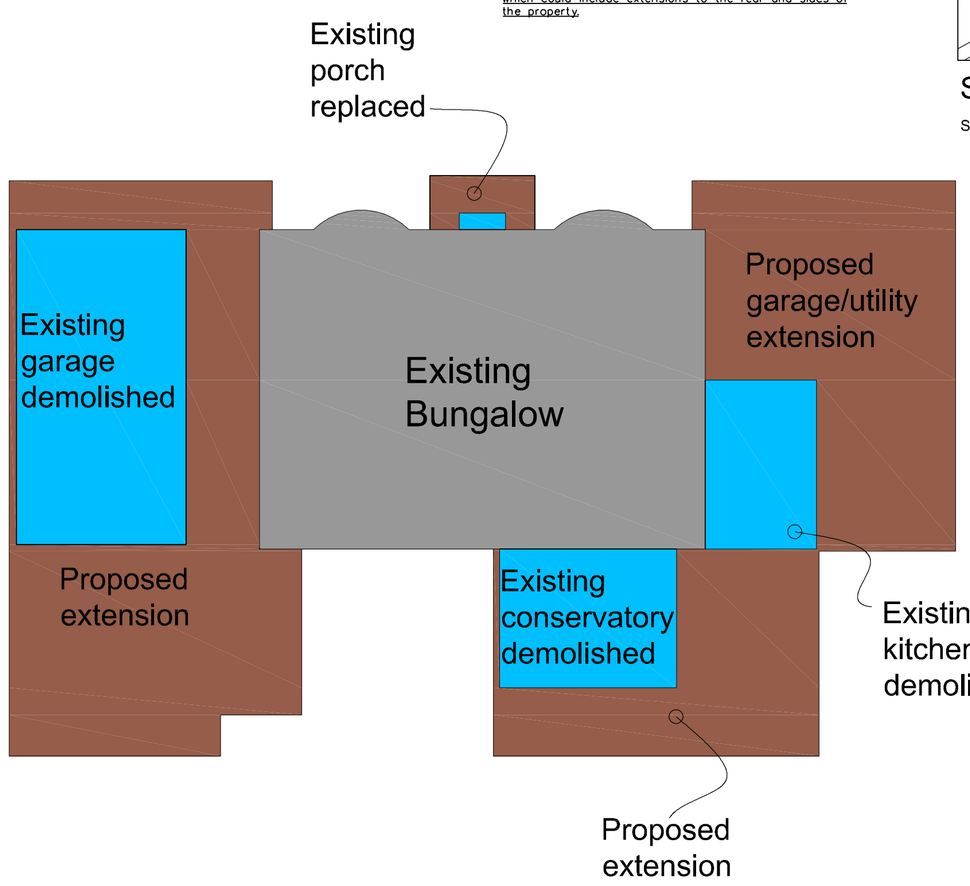

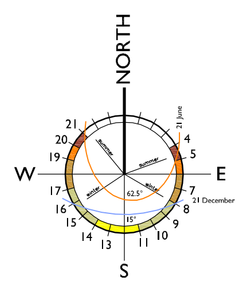

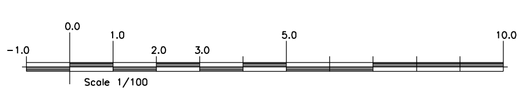

THIS DRAWING & ANY DESIGN THEREON IS THE COPYRIGHT OF INIGO ARCHITECTURE LTD AND MUST NOT BE REPRODUCED WITHOUT THEIR WRITTEN CONSENT.

ALL DIMENSIONS AND LEVELS ARE SUBJECT TO A THOROUGH AND ACCURATE ON SITE CHECK BY THE CONTRACTOR PRIOR TO THE COMMENCEMENT OF ANY WORKS.

ALL SIZES OF STRUCTURAL COMPONENTS ARE TO BE VERIFIED BY A STRUCTURAL ENGINEER.

ELECTRICAL INSTALLATION OR MODIFICATIONS, MATERIALS AND WORKMANSHIP SHALL COMPLY WITH THE LATEST EDITIONS OF THE RELEVANT BRITISH STANDARDS AND C OF P'S AND ARE TO BE IN ACCORDANCE WITH GOOD BUILDING PRACTICE AND SUITABLE FOR PURPOSES OF THE WORKS. IN ADDITION THEY MUST COMPLY WITH THE 17TH EDITION OF THE IEE REGULATIONS INCLUDING AMENDMENTS 1 & 2, THE LOCAL ELECTRICITY SUPPLY AUTHORITY, BRITISH TELECOM, THE BUILDING REGULATIONS LATEST AMENDMENTS.

PLEASE NOTE ELECTRICAL CONTRACTORS MUST BE MEMBERS OF THE NATIONAL INSPECTION COUNCIL FOR ELECTRICAL INSTALLATION & CONTRACTING (NICIEC) & THE ELECTRICAL CONTRACTORS ASSOCIATION.

MECHANICAL INSTALLATION OR MODIFICATION, INCLUDING HEATING & HOT AND COLD WATER AND VENTILATION SERVICES TO BE IN ACCORDANCE WITH THE LATEST EDITION OF THE CIBSE GUIDE AS PRODUCED BY THE CHARTERED INSTITUTE OF BUILDING SERVICES ENGINEERS & TO CURRENT BS SPECIFICATION, I ADDITION THEY MUST COMPLY WITH THE LOCAL WATER COMPANY BYELAWS, THE CIBSE GUIDE AND C OF PS. THE LATEST EDITION OF THE BUILDING REGULATION APPROVED DOCUMENTS AND ALL NATIONAL AND LOCAL REGULATIONS.

ALL WORKS ARE TO COMPLY WITH THE LATEST REVISION OF THE BRITISH STANDARDS.

THE CLIENT OR APPOINTING AGENT SHOULD ADVISE OF ANY KNOWN BURRIED SERVICES AND DRAINAGE LOCATION OR RESTRICTIVE COVENANTS.

THIS DRAWING SHOULD BE READ IN CONJUNCTION WITH ALL PLAN DRAWINGS & DOCUMENTS RELATING TO THE WORKS. DO NOT SCALE FROM THIS DRAWING, EXCEPT FOR PLANNING PURPOSES.

CDM Regulations 2007 : Designers' Notes on Significant Residual Risks

1.

These notes relate solely to information shown on this drawing. Only significant risks which are considered to be unusual, or unlikely to be obvious to a competent contractor or other designer will be highlighted. This information may be subject to revision as the design develops.

Refer also to Drawings

VERIFICATION STATUS	Verified by	Date
INFO/DESIGN		
PLANNING		
BUILDING CONTROL		
CONSTRUCTION		

No	Revision	Date	Drn	Chkd

INIGO ARCHITECTURE LTD

Drg. No.
L-01Rev A

Scale @ A1
1/100 1/500 1/1250

Date: December 2017

Drawnby: Paul

Checked: PAH

File:

Client:
Mr & Mrs Ward
Proposed Extensions And Alterations

Project Title:
20 Garden Walk, Royston
Hertfordshire SG8 7HT

Drawing Title:
Existing General Arrangement Plan, Elevations And Site Location & Block Plans



CIAT CHARTERED PRACTICE AND DEVELOPMENT CONSULTANTS
4 NORMAN ROAD BARTON-LE-CLAY BEDFORDSHIRE MK45 4QD
E mail: neil@inigoarchitecture.co.uk
Tel: 01582 883428

PDF Created with deskPDF PDF Writer - Trial :: http://www.docudesk.com