EXISTING ELEVATIONS

REAR [SOUTH-EAST]



LHS [NORTH-EAST]

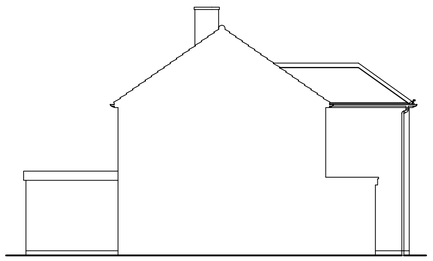

RHS [SOUTH-WEST]

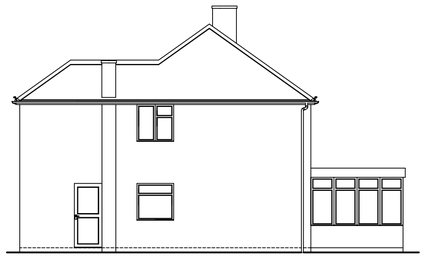

EXISTING PLAN

GROUND FLOOR

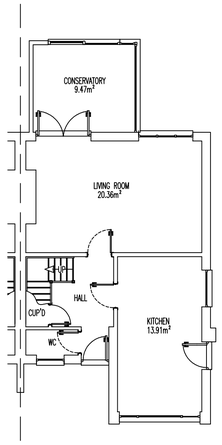

ROOF

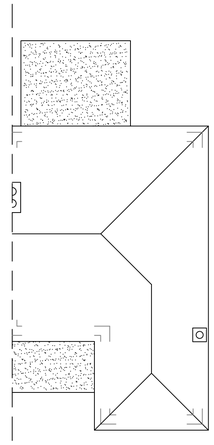

PROPOSED ELEVATIONS

REAR [SOUTH-EAST]



LHS [NORTH-EAST]

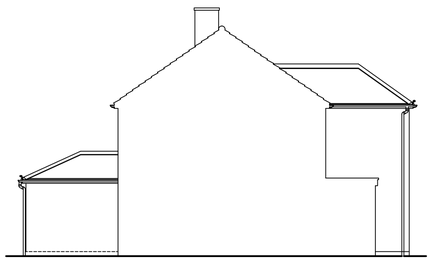

RHS [SOUTH-WEST]

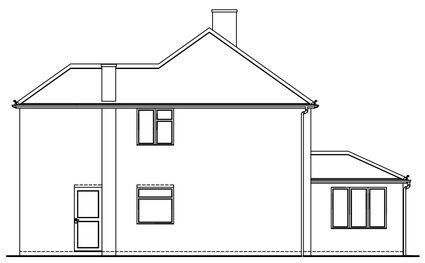

PROPOSED PLAN

GROUND FLOOR

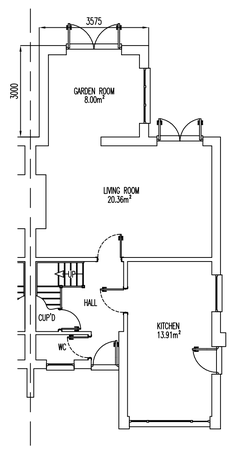

ROOF

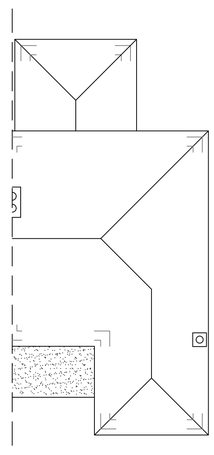

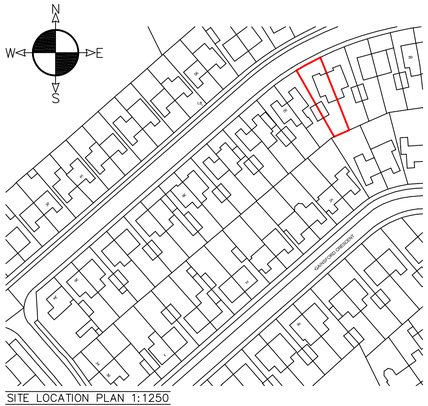

SITE LOCATION PLAN 1:1250

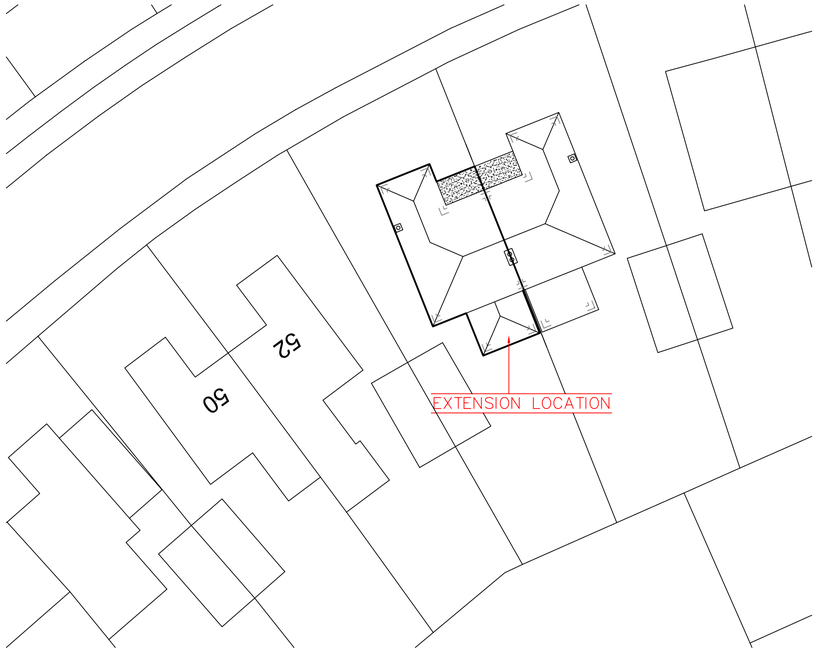

PROPOSED BLOCK PLAN 1:200

EXTERNAL MATERIALS	EXISTING	PROPOSED
EXTERNAL WALLS	FACEBRICK	TO MATCH EXISTING
ROOF	CONCRETE TILE	TO MATCH EXISTING
DOORS	uPVC DOUBLE GLAZED	TO MATCH EXISTING
WINDOWS	uPVC DOUBLE GLAZED	TO MATCH EXISTING

CDM REGULATIONS 2015:
THIS PROPOSAL FALLS WITHIN THE REQUIREMENTS OF CONSTRUCTION, DESIGN & MANAGEMENT REGULATIONS 2015. THE CLIENT IS RESPONSIBLE FOR THE APPOINTMENT OF A CDM PRINCIPAL DESIGNER & PRINCIPAL CONTRACTOR. THE PRINCIPAL CONTRACTOR WILL BE REQUIRED TO PERFORM CONSTRUCTION TASKS IN ACCORDANCE WITH THE HEALTH & SAFETY PLAN AND ADOPT THEM DURING THE CONSTRUCTION PHASE & TO IMPLEMENT THE REQUIREMENTS SET OUT BY THE PRINCIPAL CDM DESIGNER

AP Consulting Engineers
Design • Plan • Manage
TEL: (01525) 717124 admin@apengineers.co.uk

REVISION	PURPOSE	DATE
1	NEW INITIAL DRAFT	02.04.2018
2	CLIENT REVISIONS	09.04.2018
3	PLANNING APPLICATION	12.04.2018

CLIENT	MR & MRS SNAPE
PROJECT TITLE	SINGLE STOREY EXTENSIONS
SITE ADDRESS	54, GROVELANDS AVENUE, HITCHIN SG4 0QU
DRAWING NAME	EXISTING & PROPOSED PLANS & ELEVATIONS
DRAWING NUMBER	18.085-P1

SCALE: 1:100 | 1:50 | 1:25 | 1:200 | 1:500 | 1:1250

- ANNOTATED DIMENSIONS & PITCHES MUST BE ASSUMED APPROXIMATE - DO NOT SCALE FOR CONSTRUCTION PURPOSES
- DIMENSIONS, PITCHES & LEVELS TO BE CHECKED ON SITE
- REFER TO SECONDARY DOCUMENTS LISTED ON THIS DRAWING
- WORK SHOULD NOT PROCEED UNTIL DRAWINGS ARE APPROVED BY BUILDING CONTROL, APPROVED INSPECTOR OR STATUTORY UNDERTAKER
-CONTRACTOR RESPONSIBLE FOR CONFORMING WITH PLANNING CONDITIONS
IF IN DOUBT CONSULT THE DESIGNER PRIOR TO COMMENCING WORK

© CONTENTS OF DRAWING COPYRIGHT OF AP CONSULTING ENGINEERS LTD

SURVEY DATE	26.03.2018
SURVEY BY	PA
DRAWN BY	PA
CHECKED BY	CA
LOCAL AUTH	NHDC
PLANNING REF	TBC